

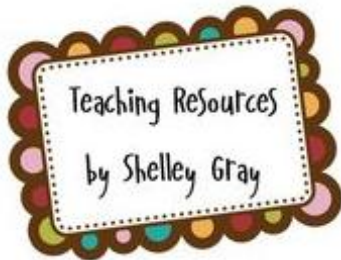
synonym WORD FLOWERS

an alternative to a
traditional WORD WALL



Created by Shelley Gray

Copyright © Shelley Gray 2012
All rights reserved by the author.
Permission to copy for classroom use only.
Electronic distribution limited to classroom use only.



Join me on **Facebook** to become part of a collaborative teacher community.

<http://www.facebook.com/teachingresourcesbysheleygray>

Visit my blog, **Teaching in the Early Years**, for more great classroom ideas.

<http://teachingintheearlyyears.blogspot.ca/>



Follow me on Teachers Pay Teachers to receive new product notifications direct to your inbox!

<http://www.teacherspayteachers.com/Store/Shelley-Gray>




WHAT ARE WORD FLOWERS?


Word flowers are an alternative to the traditional word wall. They are especially useful for upper elementary students who are working on adding greater word choice into their writing.

Word flowers include overused words and good synonyms for each one.

Word flowers can be placed on a wall, on cabinet doors, on a bulletin board or in various places around the classroom. When students are writing, they can refer to the word flowers for better options for overused words.



Step 4: Complete the brainstorming activity. It is more meaningful if students brainstorm the words themselves, rather than you doing it for them. Although you may be directing students toward the words from the list or that you would like them to include, make it seem like the brainstormed words are “their” idea.



Step 5: Use the brainstorming activities to decide the synonyms that you will include for each overused word. Write the synonyms on the petals. Mount your word flowers on a wall or in another visible location around the classroom.



Step 6: Throughout the year, use the Word Flower Activity Sheets in any way that you choose. You may choose to use these as whole class activities, center activities, or as an idea for substitute teachers.

