


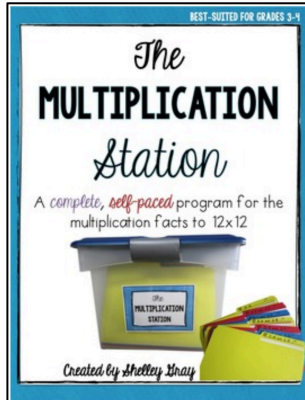
MULTIPLYING BY SIX Task Cards



Created by Shelley Gray

About this Resource

This resource includes 24 task cards to reinforce multiplying by 6. Students will use these task cards to practice the 6 times tables in a variety of different ways including: problem-solving, skip-counting, finding unknowns, arrays, picture representations, and more.



Are you looking for even more support with teaching multiplication in your classroom? You might be interested in the best-selling self-paced, student-centered Multiplication Station that will allow your students to master multiplication facts and strategies at their own pace. Find the Multiplication Station here:

<https://www.teacherspayteachers.com/Product/The-Multiplication-Station-A-Self-Paced-Program-for-Basic-Multiplication-Facts-198216>

















I'd love to help you get really strategic with your math instruction this year! Join me over on my website, ShelleyGrayTeaching.com for ideas, tips, and resources!

<http://shelleygrayteaching.com/>

This resource includes...

Twenty-four task cards to that reinforce multiplication by 6 through problem-solving, skip-counting, finding unknowns, arrays, picture representations, and more.

<p>Write two multiplication equations that are represented by this array.</p>  <p><small>Multiplying by 6: Book Cards: Card #1</small></p>	<p>Solve the problem.</p> <p>Each bird brings 6 sticks to the nest. If there are 3 birds, how many sticks did they bring in all?</p>  <p><small>Multiplying by 6: Book Cards: Card #1</small></p>	<p>Write a multiplication equation that is represented by each repeated addition equation.</p> <p>$6+6+6+6+6=36$</p> <p>$6+6+6+6=30$</p> <p><small>Multiplying by 6: Book Cards: Card #9</small></p>	<p>Show how you could figure out this equation by skip-counting.</p> <p>$3 \times 6 = \underline{\quad}$</p> <p><small>Multiplying by 6: Book Cards: Card #9</small></p>				
<p>Draw a picture to find each product.</p> <p>$6 \times 3 = \underline{\quad}$</p> <p>$8 \times 6 = \underline{\quad}$</p> <p><small>Multiplying by 6: Book Cards: Card #2</small></p>	<p>Show how you could figure out this equation by skip-counting.</p> <p>$6 \times 7 = \underline{\quad}$</p> <p><small>Multiplying by 6: Book Cards: Card #1</small></p>	<p>Solve the problem.</p> <p>There are 6 jugs of milk in each row of the store. If there are 7 rows, how many jugs of milk are there altogether?</p>  <p><small>Multiplying by 6: Book Cards: Card #5</small></p>	<p>Draw an array to represent these two equations.</p> <p>$6 \times 4 = 24$</p> <p>$4 \times 6 = 24$</p> <p><small>Multiplying by 6: Book Cards: Card #4</small></p>				
<p>Fill in the missing numbers.</p> <p>$3 \times 6 = \underline{\quad}$ $\underline{\quad} \times 10 = 60$</p> <p>$6 \times \underline{\quad} = 36$ $6 \times 2 = \underline{\quad}$</p> <p>$6 \times 8 = \underline{\quad}$ $6 \times \underline{\quad} = 54$</p> <p><small>Multiplying by 6: Book Cards: Card #3</small></p>	<p>Use these numbers to write two different multiplication equations.</p> <p>4, 6,</p> <p><small>Multiplying by 6: Book Cards: Card #1</small></p>	<p>Fill in the missing numbers.</p> <p>$6 \times 8 = \underline{\quad}$ $\underline{\quad} \times 11 = 66$</p> <p>$6 \times \underline{\quad} = 6$ $6 \times 5 = \underline{\quad}$</p> <p>$6 \times 10 = \underline{\quad}$ $3 \times \underline{\quad} = 18$</p> <p><small>Multiplying by 6: Book Cards: Card #1</small></p>	<p>What multiplication equation does this picture represent?</p>    <p><small>Multiplying by 6: Book Cards: Card #6</small></p>				
<p>© Shelley Gray</p>	<p>Write an equation for each product.</p> <table border="1"> <tbody> <tr> <td>18</td> <td>72</td> </tr> <tr> <td>36</td> <td>54</td> </tr> </tbody> </table>  <p><small>Multiplying by 6: Book Cards: Card #1</small></p>	18	72	36	54	<p>Write an equation for each product.</p> <p>$6 \times \underline{\quad} = 72$ $6 \times 9 = \underline{\quad}$</p> <p>$6 \times 7 = \underline{\quad}$ $6 \times \underline{\quad} = 24$</p> <p><small>Multiplying by 6: Book Cards: Card #1</small></p>	<p>Write two multiplication equations that are represented by this array.</p>  <p><small>Multiplying by 6: Book Cards: Card #9</small></p>
18	72						
36	54						
<p>What multiplication equation does this picture represent?</p>     <p><small>Multiplying by 6: Book Cards: Card #1</small></p>	<p>Draw an array to represent these two equations.</p> <p>$6 \times 8 = 48$</p> <p>$8 \times 6 = 48$</p> <p><small>Multiplying by 6: Book Cards: Card #5</small></p>	<p>Write an equation for each product.</p> <table border="1"> <tbody> <tr> <td>48</td> <td>12</td> </tr> <tr> <td>30</td> <td>60</td> </tr> </tbody> </table>  <p><small>Multiplying by 6: Book Cards: Card #2</small></p>	48	12	30	60	<p>Explain.</p> <p>Explain the strategy that you would use to solve this equation: $6 \times 8 = \underline{\quad}$</p> <p><small>Multiplying by 6: Book Cards: Card #10</small></p>
48	12						
30	60						
<p>Write a story problem to represent this equation.</p> <p>$6 \times 12 = 72$</p> <p><small>Multiplying by 6: Book Cards: Card #1</small></p>	<p>Solve the problem.</p> <p>In one bunch, there are 5 bananas. How many bananas are in 6 bunches?</p>  <p><small>Multiplying by 6: Book Cards: Card #2</small></p>	<p>Use these numbers to write two different multiplication equations.</p> <p>10, 60, 6</p> <p><small>Multiplying by 6: Book Cards: Card #3</small></p>	<p>Draw an array to represent these two equations.</p> <p>$6 \times 7 = 42$</p> <p>$7 \times 6 = 42$</p> <p><small>Multiplying by 6: Book Cards: Card #4</small></p>				
<p>© Shelley Gray</p>	<p>www.ShelleyGrayTeaching.com</p>	<p>© Shelley Gray</p>	<p>www.ShelleyGrayTeaching.com</p>				

Recording sheets to help students stay organized:



Recording Sheet - Page 1		1		2	
Show your work				Write an answer sentence _____	
6x3=		3		4	
8x6=					
3x6=		5		6	
6x=36		6x2=			
6x8=		6x=54			
7		8			
6x3=		x5=30			
6x=72		6x9=			
6x7=		6x=24			


Recording Sheet - Page 2		9		10	
Show your work				Write an answer sentence _____	
11		12			
13		14			
15		16			
Show your work				Write an answer sentence _____	

Recording Sheet - Page 3		17		18	
6x8=		x11=66			
6x=6		6x5=			
6x10=		3x=18			
19		20			
21		22		6x5=	
23		24		10x6=	

Answer keys to make self-checking a breeze!

Recording Sheet - Page 1		1		2	
6x7=42 7x6=42		3x6=18		Write an answer sentence: 3x6=18, the bands brought 18 sticks to the nest.	
6x3=18 8x6=48		6, 12, 18, 24, 30, 36, 42 OR 7, 14, 21, 28, 35, 42		4	
3x6=18 6x6=36 6x8=48		6x10=60 4x6=24 6x4=24		5	
6x3=18 6x6=36		6x2=72 6x9=54 6x7=42 6x4=24		6	
6x2=72 6x9=54		6x3=18 6x12=72 6x7=42		7	
6x6=36 6x9=54		6x5=30 6x=24		8	

Recording Sheet - Page 2		9		10	
4x6=24				11	
Ask your teacher to check this answer.		6x5=30		12	
6x6=36		Write an answer sentence: There are 30 bananas in 6 bunches.		13	
5x6=30		3, 6, 9, 12, 15, 18 OR 6, 12, 18		14	
7x6=42				15	
Write an answer sentence: There are 42 pugs of milk altogether.		16			

Recording Sheet - Page 3		17		18	
6x8=48 6x11=66		6x6=36		19	
6x=6 6x5=30		Answers will vary. Ask your teacher to check this answer.		20	
6x10=60 3x6=18		11x6=66 6x11=66		21	
6x8=48 6x2=12		6x5=30		22	
6x5=30 6x10=60				23	
6x10=60 10x6=60		10x6=60		24	
		