




I am

word

smart.

I like to learn by:



I am

number

Smart.

I like to learn by:

- solving problems



Multiple Intelligences

Classroom Posters and Student Mini-Book



Created by Shelley Gray

Includes proper multiple intelligence vocabulary AND student-friendly vocabulary!

people

smart.

I like to learn by:

- working in a group
- talking with my peers
- sharing my ideas with others
- learning from and helping other students



nature

smart.

I like to learn by:

- working outside
- going for walks
- looking at plants and animals
- collecting rocks, flowers or leaves
- studying insects

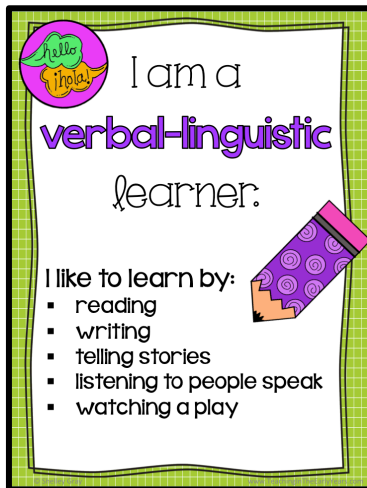




Multiple Intelligence Posters {with proper multiple intelligence vocabulary}

The following posters include proper Multiple Intelligence Vocabulary. The following posters are included:

- Verbal-linguistic
- Visual-spatial
- Logical-mathematical
- Bodily-kinesthetic
- Musical-rhythmic
- Naturalistic
- Interpersonal
- Intrapersonal

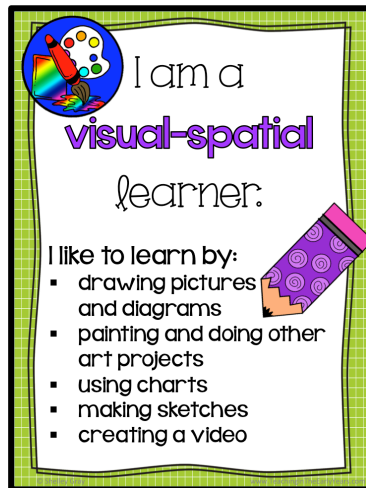


A poster for a verbal-linguistic learner. It features a circular icon with the words 'Hello' and 'Thank you' in a speech bubble. The text reads 'I am a verbal-linguistic learner.' Below this, it says 'I like to learn by:' followed by a list of activities: reading, writing, telling stories, listening to people speak, and watching a play. A purple pencil with a spiral pattern is positioned to the right of the list.

I am a
verbal-linguistic
learner.

I like to learn by:

- reading
- writing
- telling stories
- listening to people speak
- watching a play

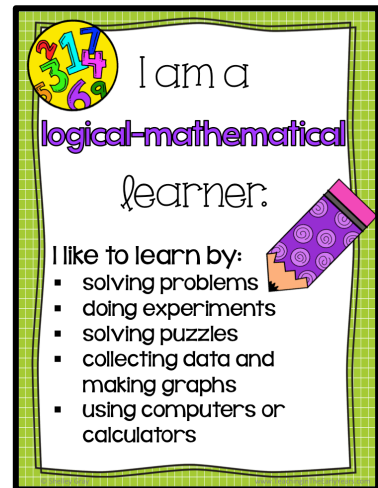


A poster for a visual-spatial learner. It features a circular icon with a paint palette and a pencil. The text reads 'I am a visual-spatial learner.' Below this, it says 'I like to learn by:' followed by a list of activities: drawing pictures and diagrams, painting and doing other art projects, using charts, making sketches, and creating a video. A purple pencil with a spiral pattern is positioned to the right of the list.

I am a
visual-spatial
learner.

I like to learn by:

- drawing pictures and diagrams
- painting and doing other art projects
- using charts
- making sketches
- creating a video



A poster for a logical-mathematical learner. It features a circular icon with numbers 1 through 7. The text reads 'I am a logical-mathematical learner.' Below this, it says 'I like to learn by:' followed by a list of activities: solving problems, doing experiments, solving puzzles, collecting data and making graphs, and using computers or calculators. A purple pencil with a spiral pattern is positioned to the right of the list.

I am a
logical-mathematical
learner.

I like to learn by:

- solving problems
- doing experiments
- solving puzzles
- collecting data and making graphs
- using computers or calculators

If you are looking for student-friendly terminology, please proceed to the next section of this document.



Multiple Intelligence Posters {with student-friendly vocabulary}

The following posters include student-friendly Multiple Intelligence Vocabulary. The following posters are included:

- Word smart
- Picture smart
- Number smart
- Body smart
- Music smart
- Nature smart
- People smart
- Self smart

I am
word
smart.

I like to learn by:

- reading
- writing
- telling stories
- listening to people speak
- watching a play

I am
number
Smart.

I like to learn by:

- solving problems
- doing experiments
- solving puzzles
- collecting data and making graphs
- using computers or calculators

I am
people
smart.

I like to learn by:

- working in a group
- talking with my peers
- sharing my ideas with others
- learning from and helping other students




My SMART Book: a Mini-Book Activity {with proper multiple intelligence vocabulary}


This mini-book accompanies the multiple intelligence posters in this package. This is a great way to develop metacognition in your students as they reflect on the various ways that they like to learn.

There are several options for this book. You may choose to have students choose which pages they complete, or you may ask them to complete all of the pages. Personally I believe that all students possess all of the intelligences and should be able to choose at least a couple of ways that they like to learn for each intelligence.

To assemble the mini-books, have students form a book by using three pieces of regular 8.5 x 11 copy paper. Fold it in half and staple along the top as shown to the right.



Then have students cut and paste the page templates into the book as shown below:



If you are looking for a mini-book with student-friendly vocabulary, please look further in this resource.

front cover

My SMART Book

By: _____

verbal-linguistic or word smart



I am a
verbal-linguistic
learner.

I like to learn by: _____




My SMART Book: a Mini-Book Activity {with student-friendly multiple intelligence vocabulary}


This mini-book accompanies the multiple intelligence posters in this package. This is a great way to develop metacognition in your students as they reflect on the various ways that they like to learn.

There are several options for this book. You may choose to have students choose which pages they complete, or you may ask them to complete all of the pages. Personally I believe that all students possess all of the intelligences and should be able to choose at least a couple of ways that they like to learn for each intelligence.

To assemble the mini-books, have students form a book by using three pieces of regular 8.5 x 11 copy paper. Fold it in half and staple along the top as shown to the right.



Then have students cut and paste the page templates into the book as shown below:



front cover

My SMART Book

By: _____

verbal-linguistic or word smart



I am
word
smart.

I like to learn by: _____
