

Combo  
Pack



INTERACTIVE

Homework

NOTEBOOK


Grade One/Two  
Combo Pack

Created by Shelley Gray



Introducing...

# The Interactive Homework Notebook {Grade One/Two Combo Pack}



Are you looking for a way to:

- reinforce reading, writing and math at home?
- provide some variety and predictability to your students' homework routine?
- support parents with tips and ideas for helping their child?

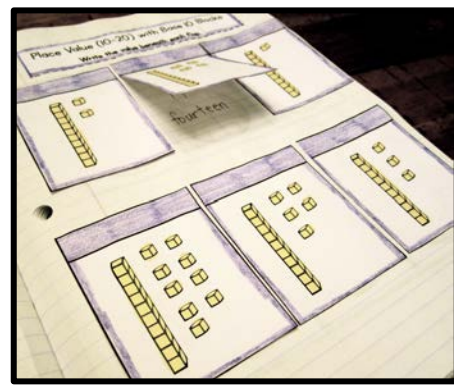
The Interactive Homework Notebook will do all of this and more!

I personally believe that kids should not have a lot of homework, especially in the younger grades. However, children DO need lots of home practice with **reading, writing and math**. I have always found that many parents simply don't know how or what to reinforce at home, and we as teachers are often quick to say, "Read for 15 minutes and practice your math facts," when assigning homework. When parents are provided with **support**, they will begin to feel more comfortable helping their children read, write and do math. That's where this resource comes in! The **Interactive Homework Notebook** is a notebook that children will create at home, with the assistance of their parents (the level of assistance needed will vary based on age and skill level). The activities are all hands-on and can be completed in about 10-15 minutes. Each activity will provide parents with **specific learning goals, instructions, and ideas** for how they can help and support their child. Because parents and children can work together on these activities, parents will become involved in their child's learning and gain a better understanding of how to provide assistance and support, and how to **extend** the learning past the assignment.





This resource includes all the printables you need to get started with Interactive Homework Notebooks :

- Detailed teacher implementation instructions
- Parent letters, FAQ pages, and instructions
- More than 200 engaging, interactive templates
- Learning goals, instructions and ideas for parental support on EVERY homework template

Additionally, any of the 200+ templates can be used by classroom teachers as supplements to any interactive notebook!




The Grade 1 Homework Notebook includes more than 100 exciting, interactive, curriculum-related homework activities...



**Word Endings**  
Complete the chart with the word endings. Say a sentence for each word.

Word	Add -ed	Add -ing	Add -s
look	looked	looking	looks
walk	walked	walking	walks
pull	pulled	pulling	pulls
play	played	playing	plays
paint	painted	painting	paints
talk	talked	talking	talks
climb	climbed	climbing	climbs



### Counting On to Add

Counting On is an addition strategy.

12+ 4+ 2+ 8+ 9+ 7+ 19+ 5+

### Greater Than or Less Than

Put a plus sign (+) or a less than sign (<) sign.

The > or < Tree

10 > 5  
17 < 15  
9 < 29  
31 < 30  
100 < 75  
15 < 23  
46 < 64

### Coin Graphing

How many coins are there?

5			
4		10¢	5¢
3		10¢	5¢
2	25¢	10¢	5¢
1	25¢	10¢	5¢
	25¢ quarter	10¢ dime	5¢ nickel

There are 3 quarters.  
There are 4 dimes.  
There are 4 nickels.  
Most of the blocks are dimes and nickels.

### All About Mel

I like to dance, make crafts and play soccer.

I can do a cartwheel all by myself!

I always try my best and try to be kind.

I am a 7-year old girl in Grade 2.

### Solve the Addition Problem

Draw a picture to solve the problem.

Eva and Jake both have a birthday today. There are 8 candles on Eva's cake and 6 candles on Jake's cake. How many candles are there altogether?

There are 14 candles altogether.

### Beginning, Middle and End

Read a story. Write details beneath each flap.

At the beginning of the story...

In the middle of the story...

At the end of the story...

### Write the Number

Write the number using the correct number of tally marks.

10 100

### Facts and Opinions About Pizza

Write 2 facts and 2 opinions about pizzas.

Two Facts About Pizza

Two Opinions About Pizza

A fact is something that is always true.

An opinion is something that I think. It is not always true.

### The Number 20

Cut and paste the manipulatives that represent 20.




I can represent the number 20.

twenty






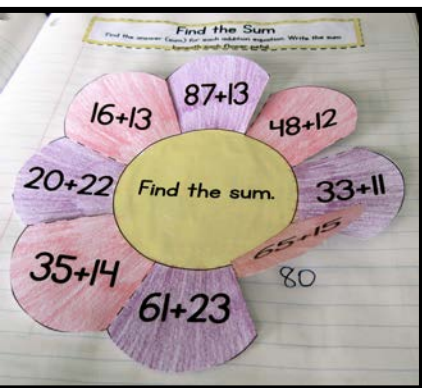
10+10

10¢ 10¢

And much more!



...and the Grade 2 Homework Notebook includes more than 100 exciting, interactive, curriculum-related homework activities!



### 20 More, 20 Less

Use the hundred chart to find 20 more and 20 less.

1	2	3	4	5	6	7	8	9	10
11	12	13	14	15	16	17	18	19	20
21	22	23	24	25	26	27	28	29	30

20 less:  $58$   
20 more:  $98$

24  
20 less:  $4$   
20 more:  $44$

### Interview with a Family Member

Write a question to ask a family member. Use the words in the box to help you.

What is your full name?  
Where do you work or go to school?  
Where do you live?  
Who is your hero and why?  
When and where were you born?

My mom likes to cook and play Monopoly.

### Sight Word Graphing

Which word appears the most?

5			don't
4			don't
3		those	don't
2	write	those	don't
1	write	those	don't
	write	those	don't

word that is written the most is don't

### Greater Than, Less Than or Equal To

Fill in each box with a greater than (>), less than (<), or equal to (=) sign.

301 < 111  
255 < 154  
220 > 185  
101 < 305  
305 =

### 100 More, 100 Less

For each number, write the number that is 100 less and 100 more.

359  
100 less:  $259$   
100 more:  $459$

742  
100 less:  $642$   
100 more:  $842$

208  
100 less:  $108$   
100 more:  $308$

810  
100 less:  $710$   
100 more:  $910$

129  
100 less:  $29$   
100 more:  $229$

461  
100 less:  $361$   
100 more:  $561$

774  
100 less:  $674$   
100 more:  $874$

300  
100 less:  $200$   
100 more:  $400$

456  
100 less:  $356$   
100 more:  $556$


505  
100 less:  $405$   
100 more:  $605$

359  
100 less:  $259$   
100 more:  $459$

231  
100 less:  $131$   
100 more:  $331$

If I were a superhero my name would be...

If I were a superhero I would spend my days...




If I were a superhero I would help people by...

### Greater Than or Less Than

Fill in each box with a greater than (>) or less than (<) sign.

100 < 1000  
101 > 56  
999 > 949  
401 < 410  
830 > 803  
252 < 255  
175 > 157  
324 < 524



### Expanded Notation

Write the number in expanded form.

309 =  $300 + 9$   
899 =  $800 + 90 + 9$   
352 =  $300 + 50 + 2$   
739 =  $700 + 30 + 9$   
981 =  $900 + 80 + 1$   
884 =  $800 + 80 + 4$   
132 =  $100 + 30 + 2$   
248 =  $200 + 40 + 8$

### Before and After Reading

Predict what you think the story is about. Then read it and write about what it was really about. Were you right?

**Before Reading**  
What do you think this story will be about?

**After Reading**  
What is the story about? Were you right?

And much more!