



# Get Up and Move!

## Halloween Gallery Walk

Infuse some Halloween fun into your lessons this October!


HALLOWEEN GALLERY WALK

If this scarecrow could talk, what would he say?



HALLOWEEN GALLERY WALK

Suppose that you are selling pumpkins for Halloween. What would you write on this sign?



Card #15

Integrate kinesthetic learning with a fun Halloween activity!

Created by Shelley Gray

Copyright © Shelley Gray 2013  
All rights reserved by the author.



Join me on **Facebook** to become part of a collaborative teacher community.

<http://www.facebook.com/teachingresourcesbysheleygray>

Visit my blog, **Teaching in the Early Years**, for more great classroom ideas.

<http://www.teachingintheearlyyears.com>



**TEACHING IN THE  
EARLY YEARS**

by Shelley Gray

Follow me on Teachers Pay Teachers to receive new product notifications direct to your inbox!

<http://www.teacherspayteachers.com/Store/Shelley-Gray>



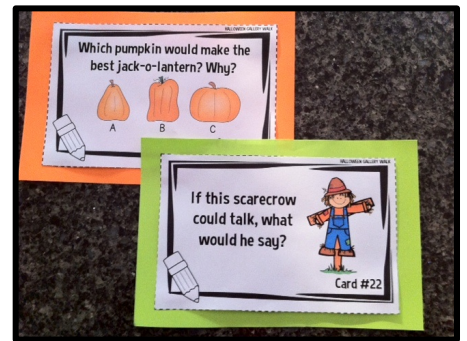
# About this Resource

**\*\*Note:** These cards can also be used as task cards for a learning center. However, I encourage you to try the gallery walk first. In past experiences I have found that all of my students were highly engaged, especially those with a need for kinesthetic learning and movement. **\*\***

**A gallery walk is a fantastic way to get students up and moving around the room, while completing curriculum-related tasks that will reinforce their knowledge.**

**In order to set up your gallery walk:**

- **Print the gallery walk cards and laminate them to ensure that they last for years to come. Before laminating you may choose to mount the cards on colored paper as shown in the picture to the right.**
- **Mount the cards around the classroom on walls, bookshelves, etc. Space the cards out so that none are too close together.**
- **Students may use the provided recording sheets or alternatively, their notebooks, to record their answers. If using recording sheets: copy, distribute and have students use a hard surface to write on.**



- **Set expectations and logical consequences before allowing students to move around the classroom for the gallery walk. (See details down below).**
- **Have students move around the classroom, answering the questions from each card on their recording sheets.**

## **Setting Expectations and Logical Consequences**

**Before beginning your gallery walk, it is important to set expectations for behavior. This will eliminate classroom management issues and allow the activity to be fun and engaging for all. The expectations that I personally use are:**

- **No more than 2-3 students at one card at a time (if there are more than this number of people, find a new card).**
- **Walking only**
- **Voice levels need to be kept at a Level 1. This should be mostly a quiet activity (unless you are wanting to encourage discussion between students).**

**Remember to also set logical consequences for students who choose not to follow the expectations. The easiest thing to do is not allow the student to participate anymore. No one wants to sit out while the others are up and moving around!**

**Enjoy!**

**~Shelley**


# This resource includes:

25 gallery walk cards that will help you infuse some Halloween fun into your curriculum. Use just a few or all 25!

Gallery walks are a great way to get your students out of their seats and moving! Whether or not you have used gallery walks already this year, your students are sure to love this one!


HALLOWEEN GALLERY WALK

Which pumpkin would make the best jack-o-lantern? Why?




A B C

Card #21




HALLOWEEN GALLERY WALK

List three words that describe this house.




Card #5




HALLOWEEN GALLERY WALK

If this scarecrow could talk, what would he say?




Card #22




HALLOWEEN GALLERY WALK

Suppose that you are selling pumpkins for Halloween. What would you write on this sign?




Card #15



HALLOWEEN GALLERY WALK

If you had to choose one of these costumes for Halloween, which one would you choose? Why?



Card #19

