

# THE FOURTH GRADE

# Fraction

# STATION

a **self-paced, strategic,**  
**student-centered** program  
for basic fraction concepts



**By Shelley Gray**

Meeting all of the unique needs in your classroom is a tough thing to do. You have students at so many different ability levels. How do you teach to all of them, while ensuring that each student is working to his/her full potential? Over the years, I've heard comments like the ones below over, and over, and over again:

"I have trouble teaching to all the different levels in my classroom. I have students at all different ability levels and I just can't find an efficient way to teach to all of them."

"I struggle with differentiation, particularly with those students at the lower and higher ends. How can I make sure I am meeting the needs of my struggling students, while still providing the enrichment that some of my students require?"

"The teacher materials that I've been provided with are just not practical. They don't allow for differentiation, and they don't follow an easy-to-understand approach."

I can help you.

In 2012 I released the popular [Multiplication Station](#), something that I had developed and used since my very first year teaching. After its release, I had literally hundreds of requests for more stations just like it - stations that implemented the same engaging, student-centered, self-paced approach.

I am very excited to introduce you to The Fraction Station.

The Fraction Station integrates simple principles of *student engagement* including power, fun and choice. These basic principles will *engage*, *motivate*, and *ensure success* for all learners in your classroom.

Do you want to teach fractions using a strategic approach, but don't know where to start? Do you feel like you "cover" fractions, but really want to encourage deep understanding this year? This is going to be the solution that you have been looking for.

## So, how does it work?

Well, it's really quite simple. Students work through a series of fraction activities for each level. They complete the activities, self-check using the prepared answer keys, and keep track of their progress using their personal tracker. At the end of each level, students complete a hands-on activity. Then, when the student feels ready, he asks the teacher for a quick, informal, oral quiz. If he knows the concepts from that level, he moves to the next level. If not, he simply practices a bit more until he feels ready. There are no negative consequences.

This process is entirely student-run. It is a beautiful thing to sit back and watch your students *"running the show."* After the first week of this program, you will notice your role switching from that of teacher to that of facilitator.

Why do students love this approach so much? It's easy: they have *power!* They have *freedom!* They are truly *in control* of their own learning. And THAT results in highly motivated students who love to learn.

Your students are going to feel *smart, successful* and *engaged*. It's just that simple.



You are going to be noticing some pretty big changes within your math instruction once you start using this resource:

- ✓ Your teaching will become more effective and strategic. Finally! An organized, efficient way to teach fractions. The work is done for you.
- ✓ The amount of marking that you have to do will decrease, as students are responsible for their own assessment. (Of course you'll be doing observational assessment throughout, but you will be doing NO marking.)
- ✓ Once you prepare The Fraction Station, it can be used for at least a couple of months - that's one less center that you need to worry about!
- ✓ Your students will become reflective as they develop metacognition.
- ✓ Your students will become motivated mathematicians. Finally, they can all work to a level that is appropriate. That's motivating!
- ✓ Your students will experience success on a regular basis, as a result of working at an appropriate level.
- ✓ Your math class will become student-centered. Your students are truly in control of their own learning.


*This resource includes:*

- ✓ **strategic, progressive**, fraction activities for each concept; this particular station includes twelve levels.
- ✓ easy-to-understand instruction for each fraction concept
- ✓ answer keys
- ✓ an accompanying video to help you prepare and understand your Fraction Station (I want to support you the best I can!)
- ✓ clear set-up instructions
- ✓ classroom posters
- ✓ student and teacher assessment trackers
- ✓ Fraction Passports

Even if you don't want to do this self-paced program as it is presented, these resources will be invaluable to your math instruction.

Teacher support is very important to me and I do everything possible to guide you through the process of creating your own Fraction Station. Within the document you will find checklists, set-up guides, as well as a support video to guide you through the set-up process.

Below is a small sample of the types of activities that are included.




Students work through the activity sheets in the level.




They use the prepared answer keys to self-check their work. No teacher marking required!



At the end of the level, students complete the end-of-level hands-on activity.



Once the student feels ready, she asks the teacher for the quiz. This is short, informal, and intended to confirm that the student has learned the concepts in that level. Use the Assessment Task Cards to make this quick and easy!



The student fills in a page in the Fraction Passport, checks off her assessment tracker, and is ready for the next level!



## *Which concepts are included?*

The following chart outlines the levels that are included in this Fraction Station. If you use the CCSS, this will align nicely to the fourth grade standards. If you use another curriculum, you can rest assured that this station utilizes best practices for teaching fractions. Keep in mind that if you teach in a country outside of the US, the 3<sup>rd</sup> Grade Fraction Station may align better to your curriculum. Find that one [HERE](#).

FOURTH GRADE Fraction Station Levels
Introduction to Fractions
Introduction Part Two
Fractions on a Number Line
Equivalent Fractions
Comparing Fractions
Common Denominators
Adding and Subtracting Fractions
Mixed Fractions
More Adding and Subtracting
Multiplying Fractions by Whole Numbers
Tenths and Hundredths
Decimals