

# DIGITAL MONEY ACTIVITIES

US AND CANADIAN VERSIONS INCLUDED

AMOUNTS TO \$100 • 40 STUDENT ACTIVITIES  
ALL VALUES END WITH .00, .25, .50, OR .75

*Created by Shelley Gray*

What is the total amount?



\$3.50      \$5.75      \$2.50

\$12.75


\$11.75

\$10.75

  
Drag the correct answer.


www.ShelleyGrayTeaching.com


Drag \$65.75 into the piggy bank.



How much more would you need to make \$100.00?

Type here.



  
Drag the bills and coins.

ing.com

# About This Resource

This digital multiplication resource is in Google Slides™ format, making it compatible with Google Classroom™. This resource is only intended for digital learning; there is no PDF document included.

## What's Included?

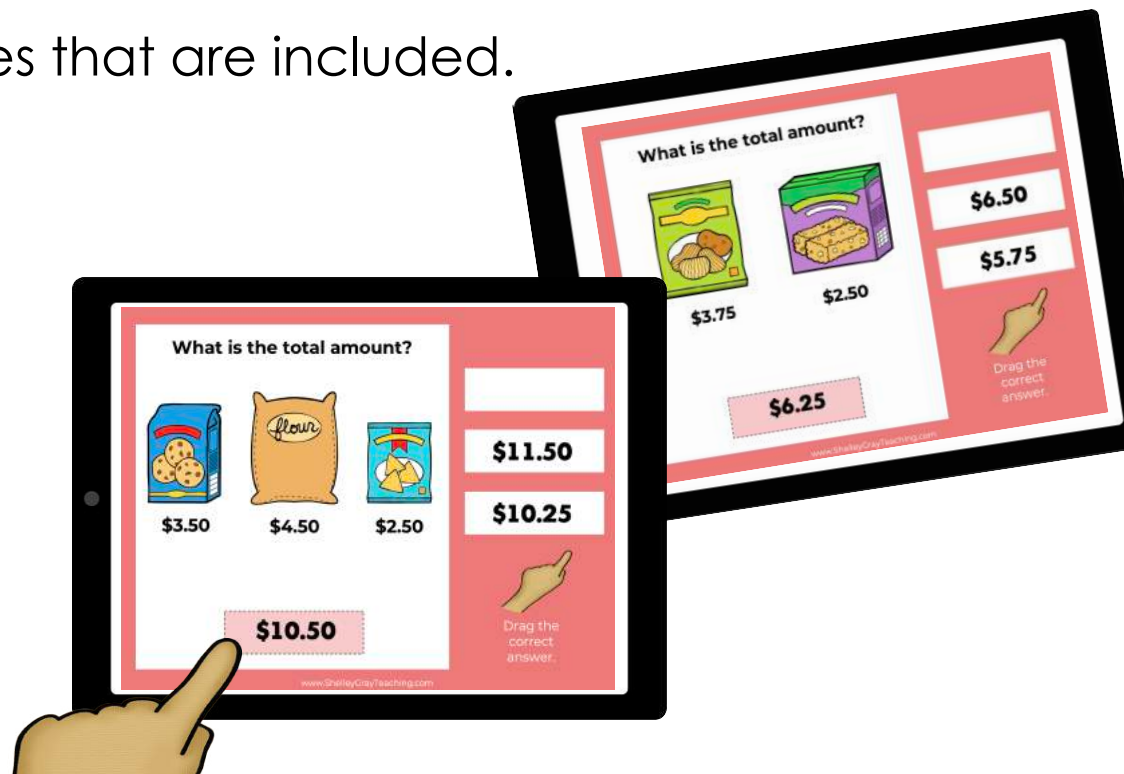
Inside, you will find over 40 slides of money activities (both US dollars and Canadian dollars versions are included). The values in this resource all end with .00, .25, .50, and .75 to ensure that students get plenty of practice with these essential amounts.

Assign a few at a time to your students depending on which skills you are working on.

Here are some of the activities that are included.

### What is the total amount?

Students will add the cost of the items and choose the correct amount. (5 slides)



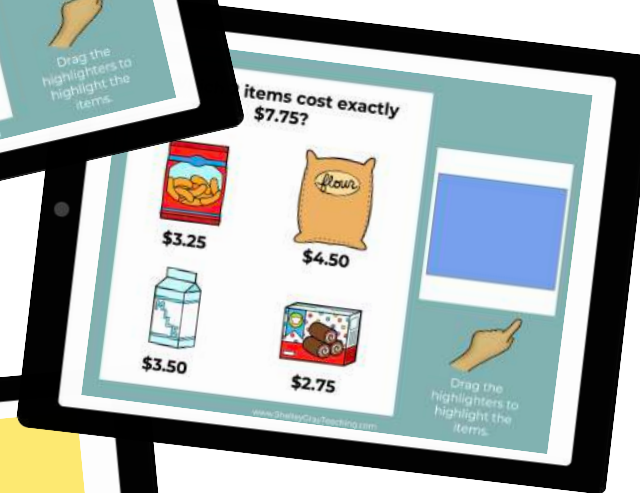
## How much change?

Students will use the total order amount to figure out the amount of change needed.  
(5 slides)



## Which items could you buy?

Given the total that each person has, figure out which items he could buy. (5 slides)



## Do you have enough money?

Given the total that each person has, figure out if you have enough to purchase the items. (5 slides)



## Make the amounts.

Drag over the coins and bills to make each amount in two different ways. (5 slides)




## Make the amount.

Drag over the coins and bills to make the amount on each price tag. (5 slides)



## Make the amount and how much more is needed?

Make each amount. Then figure out how much more is needed to reach the specified amount. (5 slides)





## What is the value?

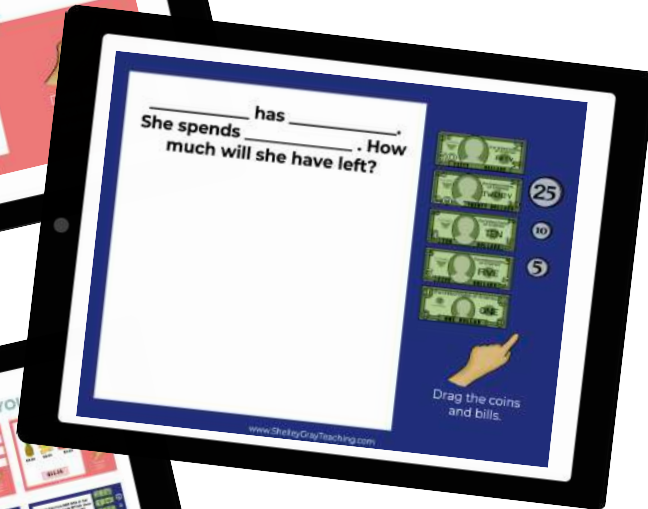

What is the value of each set of bills and coins? (5 slides)



## BONUS

### Blank Templates

Use the blank templates to add slides for your students using your own numbers. (6 slides)



## Answer Keys

Answer keys are included for all activities

