


CHRISTMAS

MULTI-DIGIT MULTIPLICATION

SHELLEY GRAY


How many if...




 = 52


EIGHT


How many if...



 = 146

How many if...



 = 215

ONE

24
TASK
CARDS

Ready to add some

low-prep


activities to your math centers
this December?

Simply laminate the task cards
and make copies of the
recording sheets for your
students!



POWERFUL
VISUALS!

How many if...



 = 52

EIGHT

$6 \times 52 = 312$



This set includes
24 task cards

to practice working with multidigit multiplication (2-by-1 and 3-by-1).

Ten frames are a powerful way to visualize multiplication and can help students make important connections!


A recording sheet is included to help students stay organized.

CHRISTMAS MULTIPLICATION RECORDING SHEET

Write a multiplication equation for each task card.

1. $10 \times 215 = 2,150$	2.	3.
4.	5.	6.
7.	8.	9.
10.	11.	12.
13.	14.	15.
16.	17.	18.
19.	20.	21.
22.	23.	24.

© Shelley Gray www.ShelleyGrayTeaching.com



Ideas for Use



Morning Tubs



Math Centers



Early Finisher Activity

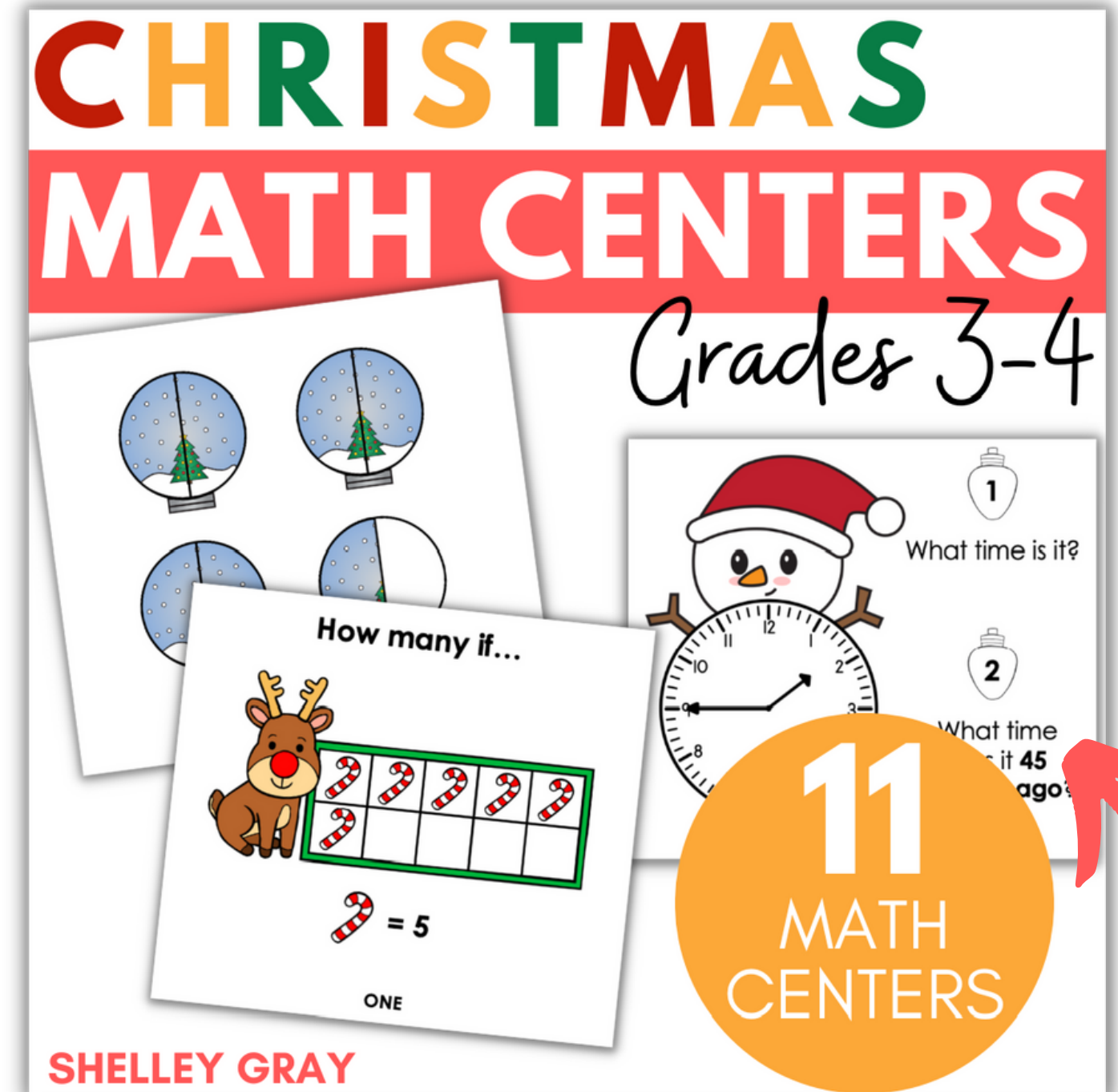


Around the Room Gallery Walk

Tip:

Let your students work in partners and listen to the amazing math conversation that occurs!

Or, if you'd like a variety of math center activities like this one, check out the **Christmas Math Center Bundle.**



See the **Christmas Math Center Bundle** **HERE.**