

CHRISTMAS

LOGIC PROBLEMS

Find the value for each symbol.

$$\text{Nutcracker} + \text{Bow} = 5$$

$$\text{Bow} + \text{Bow} = 4$$

$$\text{Gingerbread Man} - 4 = \text{Bow}$$

Find the value for each symbol.

$$\text{Gingerbread Man} - \text{Cup} = \text{Train}$$

$$\text{Cup} - 8 = \text{Train}$$

$$\text{Train} + \text{Train} = 2$$

Find the value for each symbol.

$$\text{Bow} + \text{Bow} = 10$$

$$\text{Light Bulb} - \text{Bow} = 4$$

$$\text{Trumpet} - \text{Bow} = \text{Train}$$

2

5

6

© Shelley Gray

GRADE
2

Ready to
challenge
your students' brains this
December?

These Logic Puzzles will require
your students to think differently
than they are used to, providing a
whole new element of challenge!



Find the value for each symbol.

$$\begin{array}{rcccl} \text{Gingerbread Man} & - & \text{Green Cup} & = & \text{Toy Train} \\ \text{Green Cup} & - & 8 & = & \text{Toy Train} \end{array}$$

6

Find the value for each symbol.

$$\begin{array}{rcccl} \text{Candy Cane} & - & \text{Brown Tree} & = & 6 \\ \text{Brown Tree} & + & \text{Brown Tree} & = & 8 \\ \text{Gingerbread Man} & - & & & \end{array}$$

14



















































Requires
critical
thinking!

This set includes
20 logic puzzles
that focus on addition and
subtraction within 10.

But don't be fooled! These puzzles
are trickier than they look!

A recording sheet is included to
make student organization simple.

RECORDING SHEET (Addition & Subtraction Within 10)

1  =  =  =	2  =  =  =	3  =  =  =	4  =  =  =
5  =  =  =	6  =  =  =	7  =  =  =	8  =
9  =  =  =	10  =  =  =	11  =  =  =	
13  =  =  =	14  =  =  =	15  =  =  =	16  =
17  =  =  =	18  =  =  =	19  =  =  =	

Find the value for each symbol.

$$\begin{array}{rcl} \text{candle} - \text{tree} & = & 6 \\ \text{tree} + \text{tree} & = & 8 \\ \text{elf} - 2 & = & \text{tree} \end{array}$$

Find the value for each symbol.

$$\begin{array}{rcl} \text{elf} - \text{cup} & = & \text{train} \\ \text{cup} - 8 & = & \text{train} \\ \text{train} + \text{train} & = & 2 \end{array}$$

6 © Shelley Gray

Ideas for Use



Morning Tubs



Math Centers



Early Finisher Activity



Around the Room Gallery Walk

Tip:

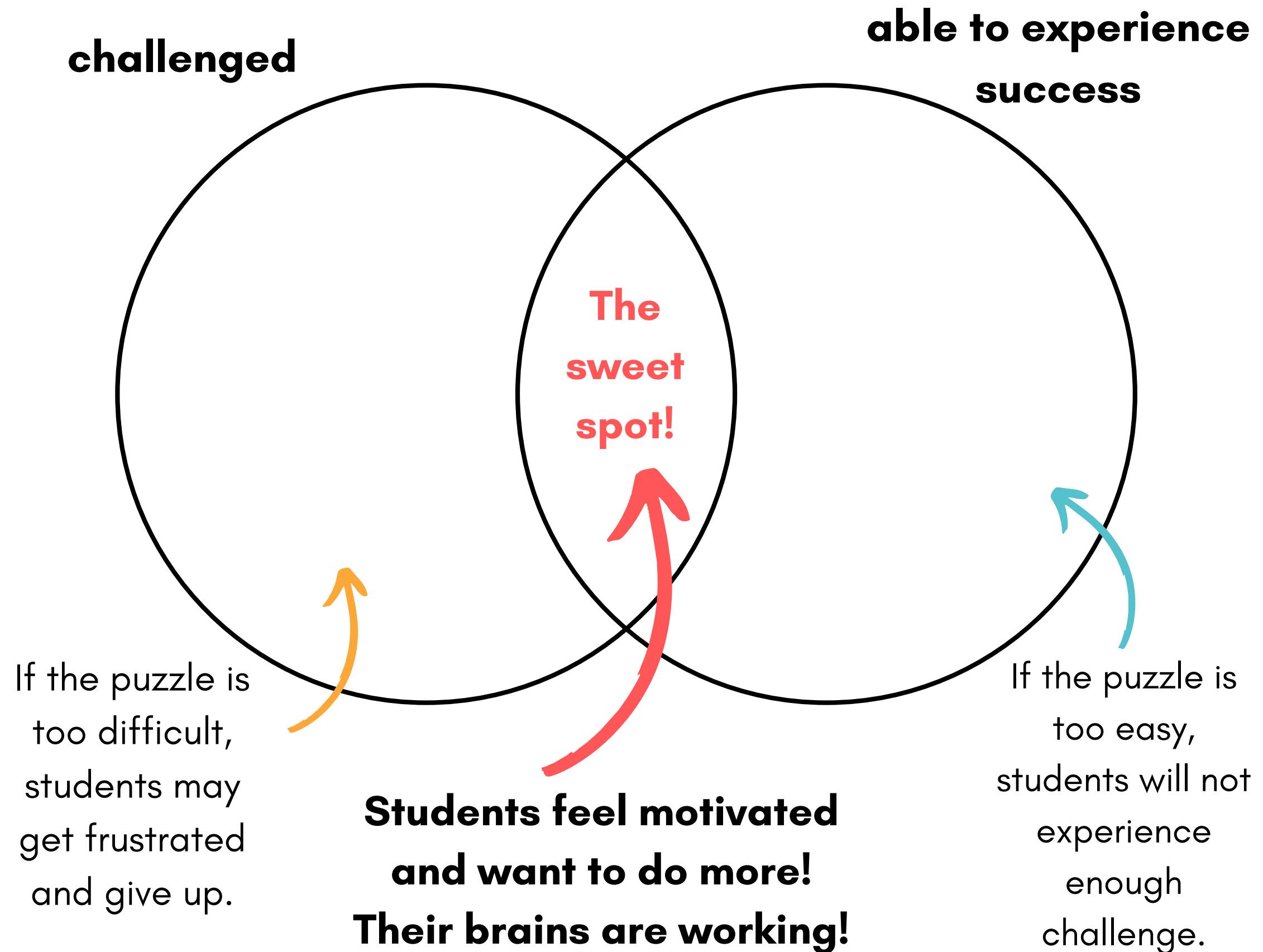
Let your students
work in partners and
listen to the amazing
math conversation
that occurs!

"Just enough" struggle...

There is a **sweet spot** when it comes to student engagement.

You want your students challenged "just enough" so their brains experience a bit of struggle. But if the challenge is too much, you'll have students experiencing frustration instead (not the goal!)

In the sweet spot, students are **motivated and having fun!**



In order to have all your students working in their very own sweet spot, it may be necessary to provide **differentiated puzzles.**

This bundle includes ALL my Christmas Logic Problems - 160 in all, at 8 different levels!

Let students choose the set they work on, telling them, "*Choose the set that gives your brain the perfect amount of struggle!*"



Differentiate to all your students with the Christmas Logic Puzzle Bundle [HERE](#).