


# WINTER



GRADES 2-6

*Bundle*

# LOGIC PROBLEMS

Find the value for each symbol.

$$\text{Goggles} + \text{Snowflake} = 30$$

$$\text{Snowflake} \times \text{Snowflake} =$$

$$\text{Ski Chair} - \text{Goggles} =$$

8

Find the value for each symbol.

$$2.8 - \text{Tree} =$$

$$\text{Snowboard} + \text{Tree} = 20$$

$$\text{Tree} + \text{Tree} =$$

Find the value for each symbol.

$$\text{Glove} - \text{Medal} - \text{Medal} = 13$$

$$\text{Medal} + \text{Medal} =$$

$$\text{Tree} - \text{Tree} =$$

**160**  
PUZZLES

**SHELLEY GRAY**

Ready to  
*challenge*

your students in a new way?

These Logic Puzzles will require your students to think differently, providing a whole new element of challenge!

Find the value for each symbol.

$$8 \times \text{medal} = 16$$

$$\text{medal} \times \text{glove} \times \text{glove} = 19$$

19

Find the value for each symbol.

$$4 - \text{BRRRR!} = \text{BRRRR!}$$

$$\text{snowman} + \text{BRRRR!} = 9$$

Find the value for each symbol.

$$\text{BRRRR!} - \text{snowman} = \text{snowman}$$

$$\text{snowflake} + \text{snowman} = \text{snowman}$$

$$480 - \text{snowman} - \text{snowman} = \text{snowman}$$

















































snow day

Requires  
critical  
thinking!

This **winter-themed bundle** includes **160 logic puzzles** to make differentiation easy in your classroom!

Use the variety of logic puzzle sets to meet each student exactly where they are at, and provide a "just right" challenge.

**RECORDING SHEET (Decimals)**

1  =  =  =	2  =  =  =	3  =  =  =	4  =  =  =
5  =  =  =	6  =  =  =	7  =  =  =	
9  =  =  =	10  =  =  =	11  =  =  =	
13  =  =  =	14  =  =  =	15  =  =  =	
17  =  =  =	18  =  =  =	19  =  =  =	

© Shelley Gray

Find the value for each symbol.

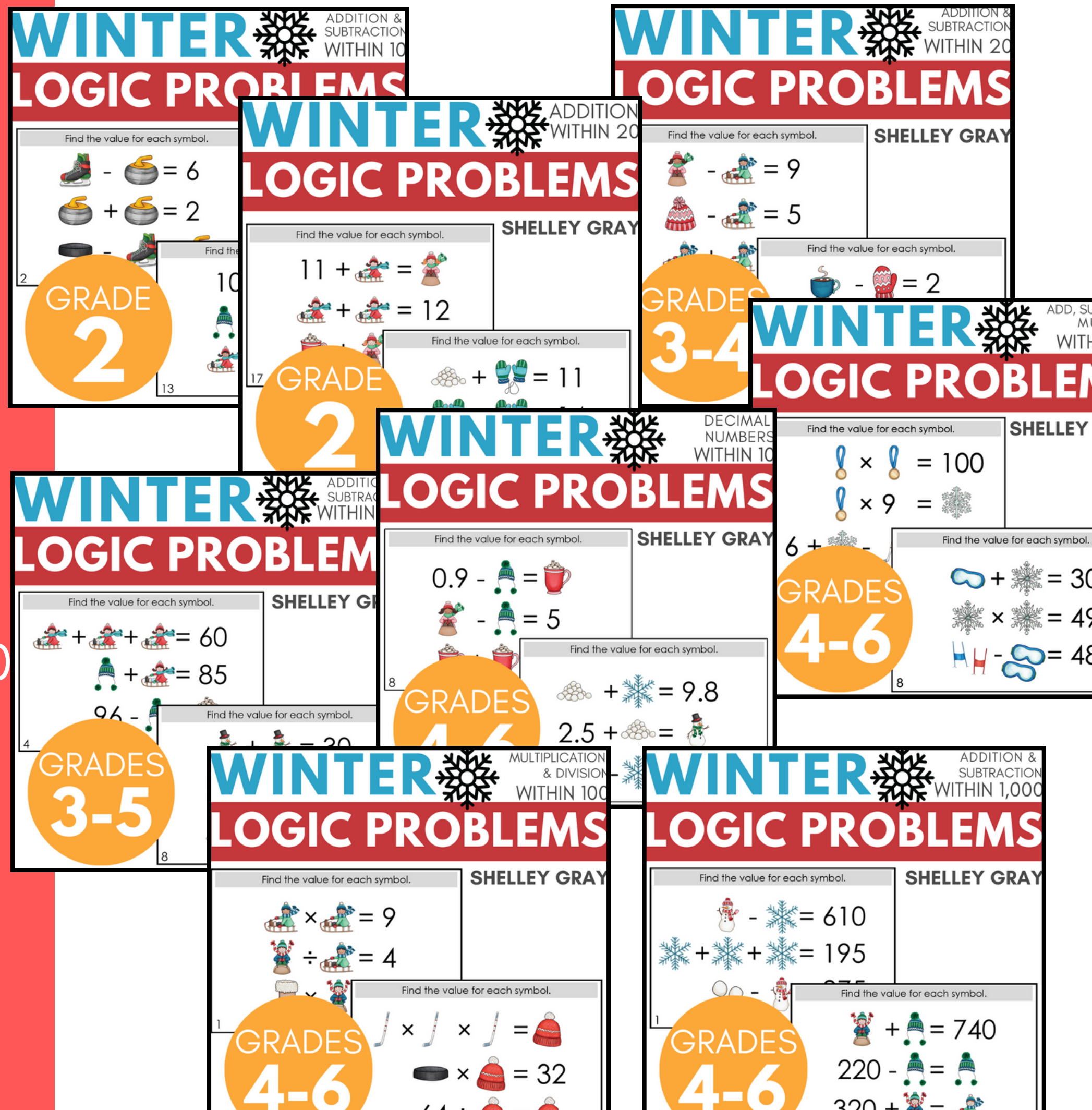
$$\begin{aligned} \text{Elf} + \text{Gloves} &= 19 \\ \text{Gloves} + \text{Cup} &= 20 \\ \text{Gloves} + \text{Gloves} &= 8 \end{aligned}$$

Find the value for each symbol.

$$\begin{aligned} 8 \times \text{Medal} &= 16 \\ \text{Gloves} \div \text{Gloves} &= \text{Gloves} \\ \text{Medal} \times \text{Gloves} \times \text{Snowman} &= 18 \end{aligned}$$

This bundle includes sets of winter-themed Logic Problem Puzzles for:

- Addition & Subtraction to 10
- Addition Within 20
- Addition & Subtraction Within 20
- Addition & Subtraction Within 100
- Addition & Subtraction Within 1,000
- Addition, Subtraction, & Multiplication Within 100
- Multiplication & Division Within 100
- Decimal Numbers to Tenths



# Ideas for Use



**Morning Tubs**



**Math Centers**



**Early Finisher Activity**



**Around the Room Gallery Walk**



**Small Group Intervention**

**Tip:**

Let your students work in partners and listen to the amazing math conversation that occurs!

Ready to **take the guesswork out** of adding **deep, critical thinking** to your math centers this winter?

# WINTER

## LOGIC PROBLEMS

*Bundle* **160**  
PUZZLES

Find the value for each symbol.

$$8 \times \text{medal} = 16$$
$$\text{glove} \div \text{glove} = 2$$
$$\text{medal} \times \text{glove} \times \text{snowman} = 19$$

19

SHELLEY GRAY

Find the value

$$\text{elf} + \text{hat} = 740$$
$$220 - \text{hat} = \text{hat}$$
$$320 + \text{elf} = \text{elf on sled}$$

19

© Shelley Gray