

# SUMMER

MULTIPLICATION &  
DIVISION  
WITHIN 100

# LOGIC PROBLEMS

Find the value for each symbol.

$$\text{steak} \times \text{steak} = 16$$
$$\text{hot dog} \div \text{steak} = 2$$
$$\text{flipper} \times \text{steak} \times 2 = 11$$

Find the value for each symbol.

$$100 \div \text{cheese} = 20$$
$$\text{cheese} \div \text{burger} = 2$$
$$\text{chicken} \times \text{cheese} = 70$$

Find the value for each symbol.

$$\text{pear} \times \text{lemonade} \times \text{orange} = 90$$
$$81 \div \text{lemonade} = \text{lemonade}$$
$$\text{pear} \times \text{lemonade} = 45$$

GRADES  
**4-6**

Ready to  
*challenge*

your students in a new way?

These Logic Puzzles will require  
your students to use algebraic  
thinking, providing a whole new  
element of challenge!



Find the value for each symbol.

$$\text{Pear} \times \text{Lemonade} \times \text{Lemon} = 90$$
$$81 \div \text{Lemonade} = \text{Lemonade}$$

20

Find the value for each symbol.

$$\text{Mitten} \times 6 = \text{Sandwich}$$
$$\text{Basket} \times 5 = \text{Mitten}$$

Find the value for each symbol.

$$100 \div \text{Cheese} = \text{Cheese}$$
$$\text{Cheese} \div \text{Burger} = 2$$
$$\text{Chicken} \times \text{Cheese} = 70$$

3

Requires  
critical  
thinking!




This set includes  
**20 logic puzzles**



that focus on multiplication and  
 division within 100.



But don't be fooled! These puzzles  
 are trickier than they look!

A recording sheet is included to  
 make student organization simple.

Find the value for each symbol.



 ×  ×  = 90



81 ÷  = 



 ×  = 45

© Shelley Gray















































Find the value for each symbol.

 × 6 = 

 × 5 = 

 ×  = 4

© Shelley Gray

RECORDING SHEET (Multiplication and Division)			
1  =	2  =  =  =	3  =  =  =	4  =  =  =
	 =  =  =	7  =  =  =	8  =  =  =
	 =	11  =  =  =	12 <b>BBQ</b> =  =  =
	 =  =  =	15  =  =  =	16  =  =  =
17  =  =  =	18  =  =  =	19  =  =  =	20  =  =  =

# Ideas for Use



**Morning Tubs**



**Math Centers**



**Early Finisher Activity**



**Around the Room Gallery Walk**



**Small Group Intervention**

**Tip:**

Let your students work in partners and listen to the amazing math conversation that occurs!

Find the value for each symbol.

$$100 \div \text{cheese slice} = \text{cheese slice}$$

$$\text{cheese slice} \div \text{burger} = 2$$

$$\text{chicken drumstick} \times \text{cheese slice} = 70$$

3

© Shelley Gray

Along with the printable version, this resource also includes a Google Slides version – perfect for projecting in your classroom.


Use it as a math warm-up, daily challenge, or thinking task to promote deep and critical thinking.

Looking for a bigger bundle of puzzles?











Try using differentiated puzzles to provide a "just right" challenge for all your students.

**This bundle includes 160 logic puzzles at 8 different levels!**




Try letting students choose the set that challenges them perfectly to increase their metacognition and encourage them to take responsibility for their own learning!

**SUMMER**   
**LOGIC PROBLEMS**  
*Bundle* **160**  
PUZZLES

Find the value for each symbol.

 +  = 30	<p>Find the value for each symbol.</p> <p>6 ×  = </p> <p> ×  = 56</p>
22 -  = 	
 +  = 60	

12

**SHELLEY GRAY**  +  +  = 24

20

© Shelley Gray

**Differentiate to all your students with the Summer Logic Puzzle Bundle [HERE](#).**