

# FALL

MULTIPLICATION & DIVISION  
WITHIN 100

# LOGIC PROBLEMS

Find the value for each symbol.

$$\text{corn} \div \text{apple} = 40$$

$$\text{basket} \times \text{basket} = 36$$

$$\text{apple} \times \text{basket} = 12$$

1

SHELLEY GRAY

Find the value for each symbol.

$$\text{red apple} \times \text{red apple} = 81$$

$$\text{green apple} \div \text{red apple} = 2$$

$$\text{freshly picked apples} \div \text{green apple} = 4$$

GRADES  
4-6

Ready to  
*challenge*  
your students in a new way?

These Logic Puzzles will require  
your students to use algebraic  
thinking, providing a whole new  
element of challenge!



Find the value for each symbol.

$$\text{corn} \div \text{apple} = 40$$
$$\text{basket} \times \text{basket} = 36$$
$$\text{apple} \times$$

1

Find the value for each symbol.

$$\text{red apple} \times \text{red apple} = 81$$
$$\text{green apple} \div \text{red apple} = 2$$
$$\text{freshly picked apples} \div \text{green apple} = 4$$

2

Find the value for each symbol.

$$\text{acorn} \div 5 =$$
$$24 \div \text{red apple} =$$
$$\text{red apple} \times \text{red apple} \times \text{red apple} =$$

7

Requires  
critical  
thinking!

















































This set includes  
**20 logic puzzles**

that focus on multiplication and  
division within 100.

But don't be fooled! These puzzles  
are trickier than they look!



A recording sheet is included to  
make student organization simple.



**RECORDING SHEET** (Multiplication and Division)




1  =  =  =	2  =  =  =	3  =  =  =	
5  =  =  =	6  =  =  =	7  =  =  =	
9  =  =  =	10  =  =  =	11  =  =  =	
13  =  =  =	14  =  =  =	15  =  =  =	
17  =  =  =	18  =  =  =	19  =  =  =	20  =  =  =

© Shelley Gray



Find the value for each symbol.



 ÷ 5 = 



24 ÷  = 

 ×  ×  = 24


Find the value for each symbol.

 ×  = 90

 ÷  = 8

 ×  = 100

8

 =

# Ideas for Use



**Morning Tubs**



**Math Centers**



**Early Finisher Activity**



**Around the Room Gallery Walk**

**Tip:**

Let your students work in partners and listen to the amazing math conversation that occurs!



Find the value for each symbol.

$$\text{corn} \div \text{apple} = 40$$

$$\text{basket} \times \text{basket} = 36$$

$$\text{apple} \times \text{basket} = 12$$

1

© Shelley Gray

Along with the printable version, this resource also includes a Google Slides version – perfect for projecting in your classroom.

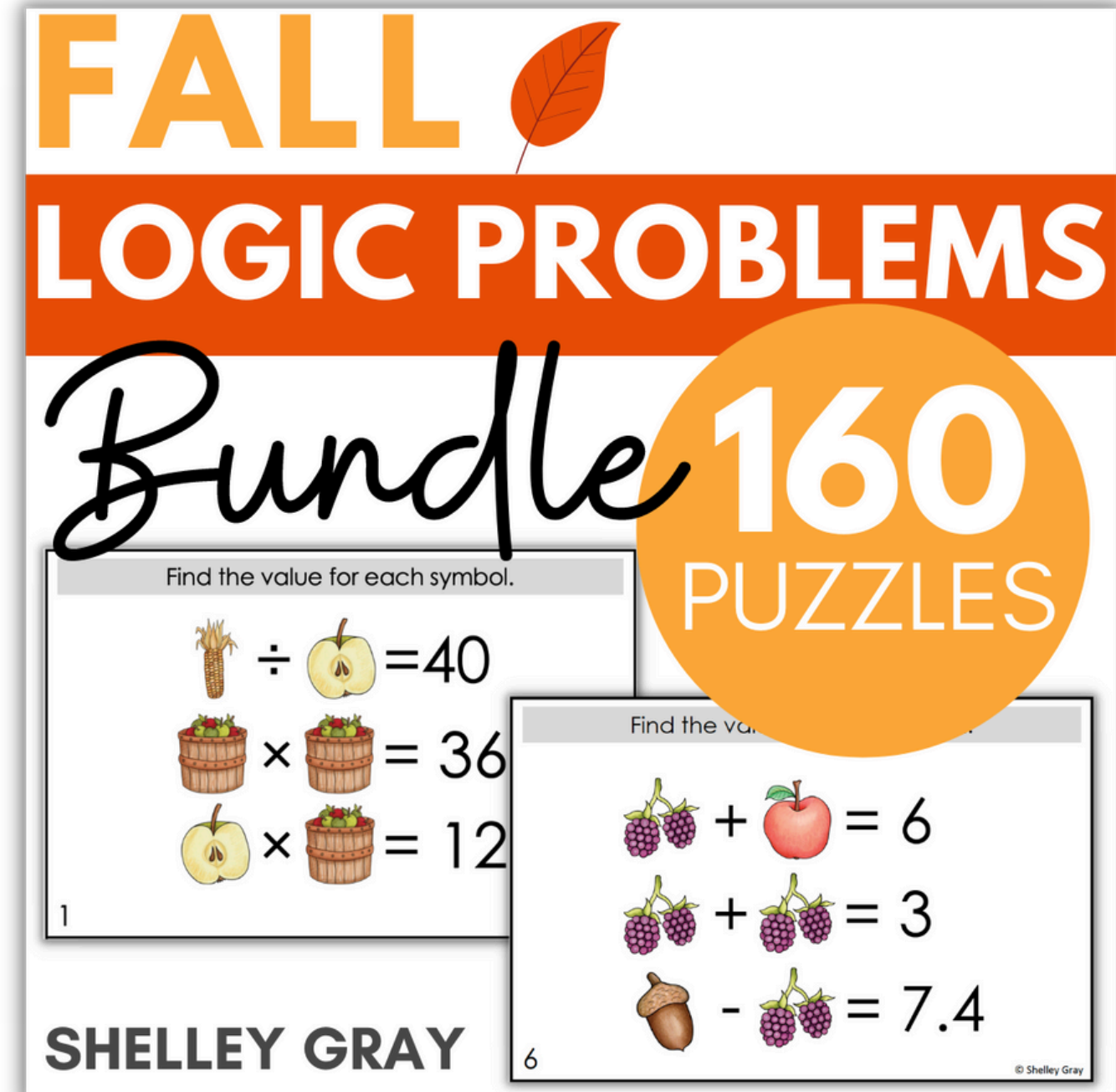
Use it as a math warm-up, daily challenge, or thinking task to promote deep and critical thinking.

**Looking for a bigger bundle of puzzles?**

Try using differentiated puzzles to provide a "just right" challenge for all your students.

**This bundle includes 160 logic puzzles at 8 different levels!**

Try letting students choose the set that challenges them perfectly to increase their metacognition and encourage them to take responsibility for their own learning!



**Differentiate to all your students with the Fall Logic Puzzle Bundle [HERE](#).**