

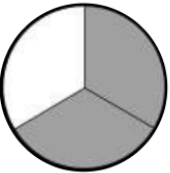
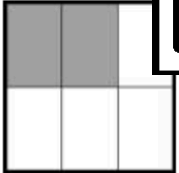


WORKING WITH FRACTIONS TASK CARDS

SHELLEY
GRAY

LEVEL ONE

What fraction is represented in each picture?

A 	B 
C 	D 

Working With Fractions Level One Task Cards: Card #1

Fill in the blank to make an equivalent fraction. Then shade the fraction pictures.

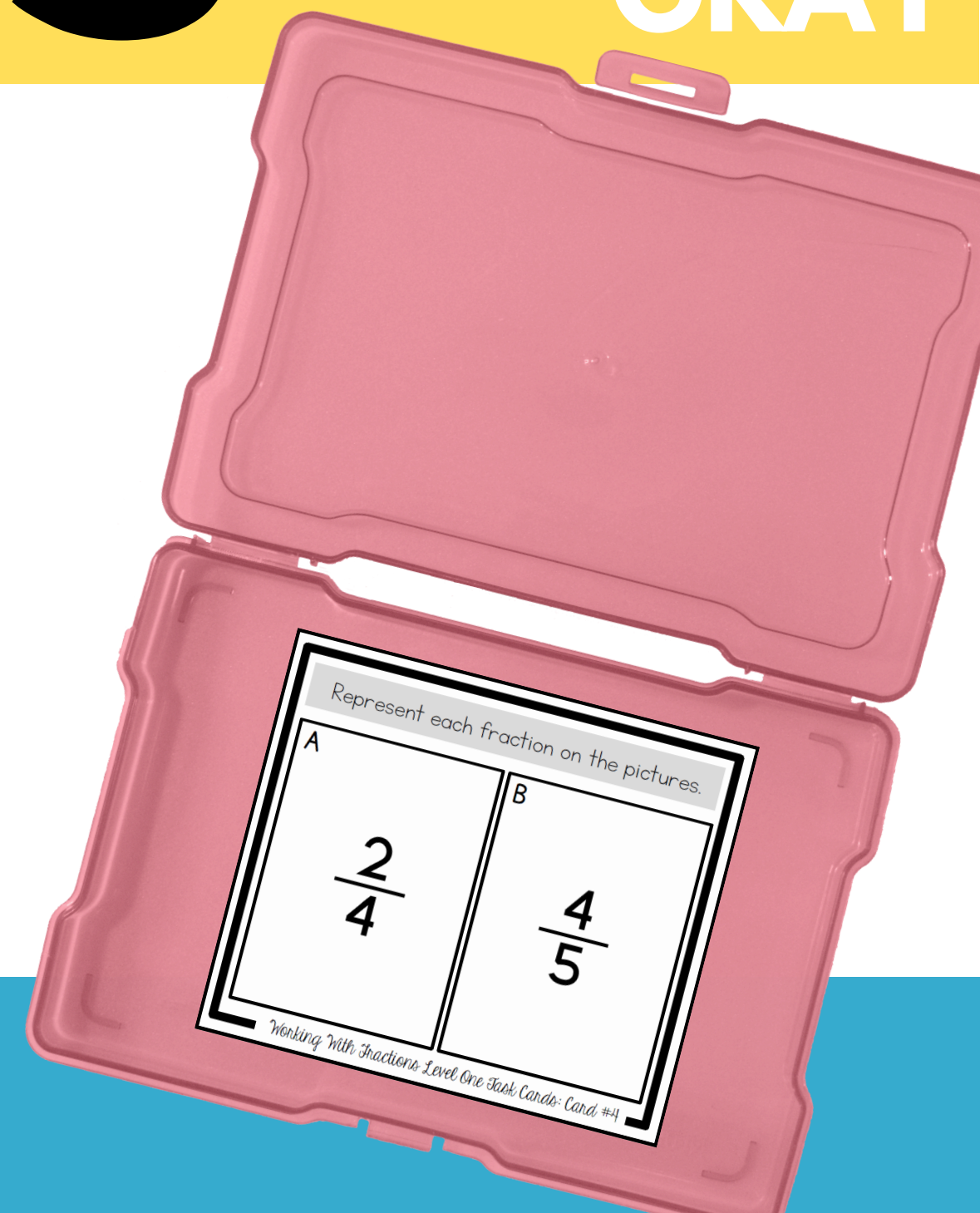
$$\frac{2}{4} = \frac{\quad}{8}$$

Working With Fractions Level One Task Cards

Fill in the blanks to represent the number "1" as a fraction.

A $\frac{\quad}{2} = 1$	B $\frac{\quad}{8} = 1$
C $\frac{\quad}{5} = 1$	D $\frac{\quad}{3} = 1$

Working With Fractions Level One Task Cards: Card #3



Are you teaching

fractions?

A variety of task cards will ensure that your students practice working with fraction concepts in different ways. Concepts include equivalent fractions, common denominators, ordering fractions, and more!

Solve the problem.

There are 9 birds sitting in the tree. 4 of them are yellow. 3 of them are blue. The rest are red. Write a fraction for each color of birds.

Working With Fractions

Represent the fraction $\frac{3}{4}$ on a number line.

$$\frac{3}{4} \quad \frac{1}{4} \quad \frac{2}{4}$$

Working With Fractions Level One Task Cards: Card #6

**24
TASK
CARDS**

These task cards will support your teaching of fraction concepts for **understanding** and **flexibility**.



Here's what's included:



24 task cards



recording sheets to help students stay organized



3 vocabulary posters for the classroom