

CHRISTMAS

LOGIC PROBLEMS

Find the value for each symbol.

$$\text{Bow} + \text{Bow} = 8.4$$

$$\text{Ornament} + \text{Bow} = 7$$

$$\text{Tree} + \text{Ornament} = 6$$

1

Find the value for each symbol.

$$\text{Box} + \text{Box} = 4$$

$$\text{Ornament} - \text{Box} = 4.9$$

$$\text{Window} - \text{Ornament} = 2.2$$

6

Find the value for each symbol.

$$\text{Ornament} - \text{Door} = 1.9$$

$$\text{Strawberry} + \text{Strawberry} = 0.8$$

$$\text{Door} + \text{Strawberry} =$$

GRADES
5-6

© Shelley Gray

Ready to
challenge

your students' brains this
December?

These Logic Puzzles will require
your students to think differently
than they are used to, providing a
whole new element of challenge!



Find the value for each symbol.

$$\text{Window} - \text{Gingerbread Man} = 3.9$$

$$\text{Ornament} - \text{Window} = 0.5$$

$$\text{Gingerbread Man} + \text{Gingerbread Man} = 5$$


























































Requires
critical
thinking!

This set includes

20 logic puzzles

that focus on addition and subtraction of decimal numbers (to tenths).

A recording sheet is also included.

RECORDING SHEET (DECIMAL LOGIC PROBLEMS)			
1  =  =  =	2  =  =  =	3  =  =  =	4  =  =  =
5  =  =  =	6  =  =  =	7  =  =  =	8  =  =  =
9  =  =  =	10  =  =  =	11  =  =  =	12  =  =  =
13  =  =  =	14  =  =  =	15  =  =  =	16  =  =  =
17  =  =  =	18  =  =  =	19  =  =  =	

Find the value for each symbol.

$$\begin{aligned} \text{candy cane} + \text{candy cane} &= 3.8 \\ \text{orange} + \text{candy cane} &= 6 \\ \text{orange} - \text{candy cane} &= 2.1 \end{aligned}$$

Ideas for Use



Morning Tubs



Math Centers



Early Finisher Activity



Around the Room Gallery Walk

Tip:

Let your students work in partners and listen to the amazing math conversation that occurs!

Find the value for each symbol.

$$\text{Basket} + \text{Basket} = 4.4$$

$$\text{Ornament} - \text{Basket} = 4$$

$$\text{Window} - \text{Ornament} = 2.2$$

6

© Shelley Gray

Along with the printable version, this resource also includes a Google Slides version – perfect for projecting in your classroom.

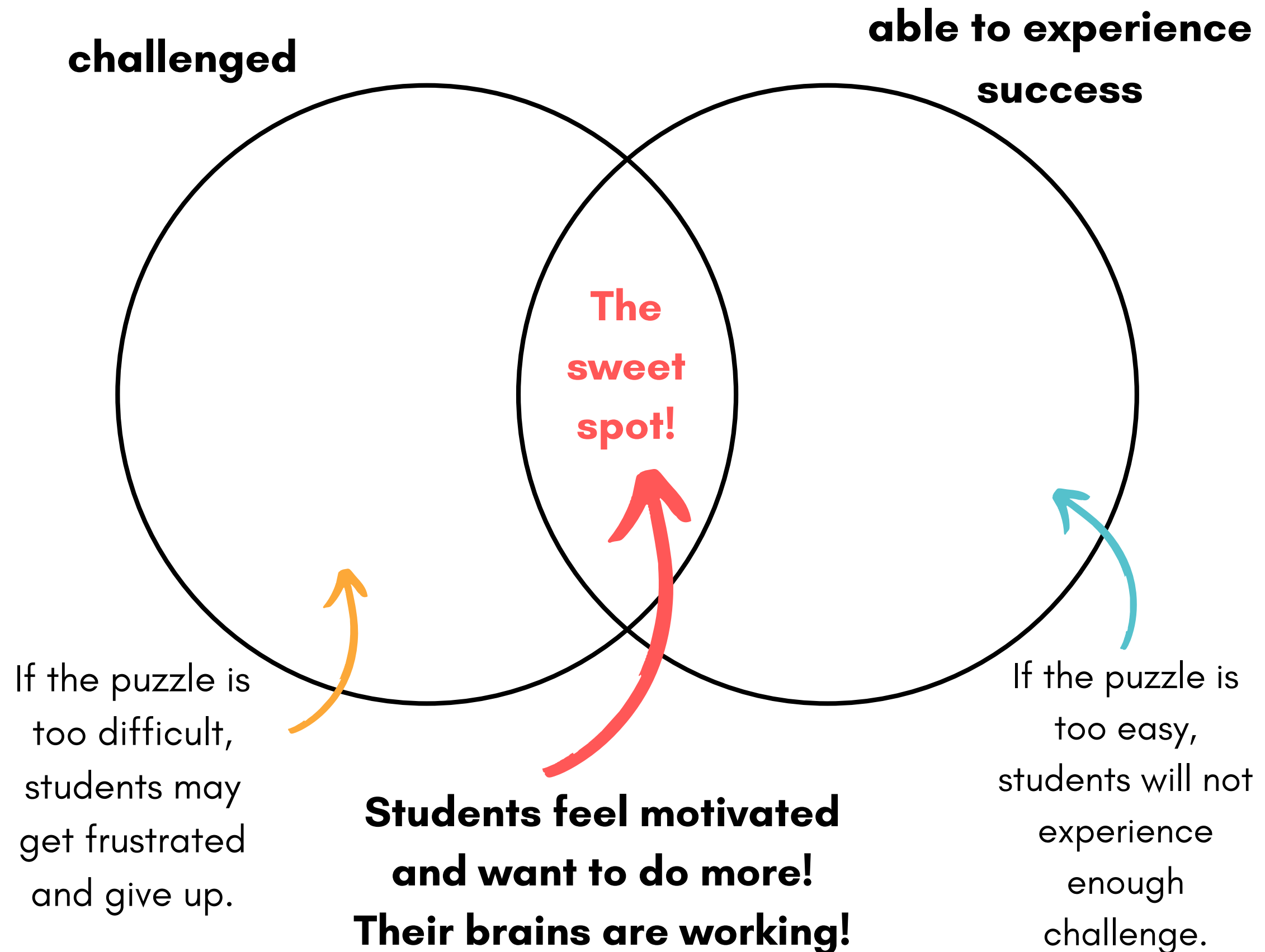
Use it as a math warm-up, daily challenge, or thinking task to promote deep and critical thinking.

"Just enough" struggle...

There is a **sweet spot** when it comes to student engagement.

You want your students challenged "just enough" so their brains experience a bit of struggle. But if the challenge is too much, you'll have students experiencing frustration instead (not the goal!)

In the sweet spot, students are **motivated and having fun!**



In order to have all your students working in their very own sweet spot, it may be necessary to provide **differentiated puzzles**.

Let students choose the set they work on, telling them, "*Choose the set that gives your brain the perfect amount of struggle!*"



Differentiate to all your students with the Christmas Logic Puzzle Bundle [HERE](#).