

SPRING

MULTIPLICATION &
DIVISION

LOGIC PROBLEMS

Find the value for each symbol.

$$\text{Shovel} \times \text{Watering can} = 30$$

$$\text{Watering can} \times \text{Watering can} =$$

$$\text{Boots} \times \text{Shovel} =$$

5

SHELLEY GRAY

Find the value for each symbol.

$$\text{Seed packet} \times \text{Seed packet} =$$

$$\text{Beans} \times \text{Seed packet} =$$

$$\text{Seedling} \div \text{Beans} =$$

Find the value for each symbol.

$$\text{Red flowers} \div \text{White flower} = 7$$

$$81 \div \text{White flower} =$$

$$\text{White flower} \times \text{Butterfly} = 9$$

19

4

GRADES
4-6

Ready to
challenge
your students in a new way?

These Logic Puzzles will require
your students to use algebraic
thinking, providing a whole new
element of challenge!



Find the value for each symbol.

$$\begin{array}{lcl} \text{shovel} & \times & \text{watering can} = 30 \\ \text{watering can} & \times & \text{watering can} = 20 \\ \text{boot} & \times & \text{shovel} = 15 \end{array}$$

5

Requires
critical
thinking!

Find the value for each symbol.

$$\begin{array}{lcl} \text{red flowers} & \div & \text{white flower} \\ 81 & \div & \text{white flower} = \text{white flower} \\ \text{white flower} & \times & \text{butterfly} = 99 \end{array}$$

Find the value for each symbol.



$$\begin{array}{lcl} \text{tomato seed packet} & \times & \text{tomato seed packet} = 81 \\ \text{beans} & \times & \text{tomato seed packet} = 54 \\ \text{seedling} & \div & \text{beans} = 4 \end{array}$$



This set includes
20 logic puzzles
that focus on multiplication and
division.



But don't be fooled! These puzzles
are trickier than they look!

A recording sheet is included to
make student organization simple.

Find the value for each symbol.



 \times  = 30



 \times  = 25



 \times  = 18

5

Find the value for each symbol.

 \div  = 7





































$81 \div$  = 

 \times  = 99

19

© Shelley Gray

RECORDING SHEET (Multiplication and Division)

1	 =	2	 =
3	 =	4	 =
	 =		 =
	 =		 =
	 =		 =
7	 =	8	 =
	 =		 =
	 =		 =
9	 =		 =
	 =		 =
	 =		 =
13	 =	14	 =
	 =		 =
	 =		 =
17	 =	18	 =
	 =		 =
19	 =	20	 =
	 =		 =

Ideas for Use



Morning Tubs



Math Centers



Early Finisher Activity



Around the Room Gallery Walk



Small Group Intervention

Tip:

Let your students work in partners and listen to the amazing math conversation that occurs!

Find the value for each symbol.

$$\text{Red flower} \div \text{White flower} = 7$$

$$81 \div \text{White flower} = \text{White flower}$$

$$\text{White flower} \times \text{Butterfly} = 99$$

19

© Shelley Gray

Along with the printable version, this resource also includes a Google Slides version – perfect for projecting in your classroom.

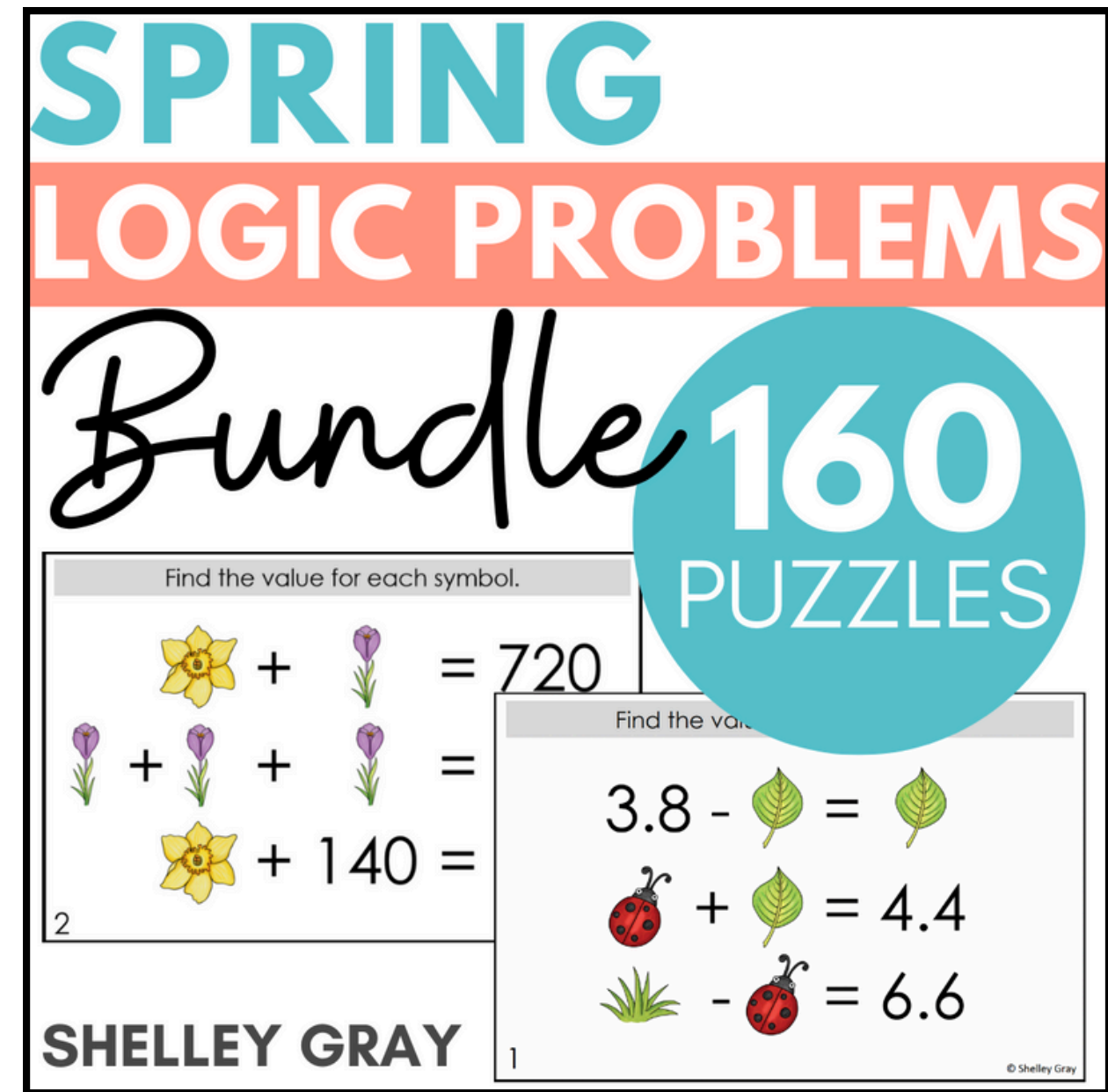
Use it as a math warm-up, daily challenge, or thinking task to promote deep and critical thinking.

Looking for a bigger bundle of puzzles?

Try using differentiated puzzles to provide a "just right" challenge for all your students.

This bundle includes 160 logic puzzles at 8 different levels!

Try letting students choose the set that challenges them perfectly to increase their metacognition and encourage them to take responsibility for their own learning!



Differentiate to all your students with the Spring Logic Puzzle Bundle [HERE](#).