
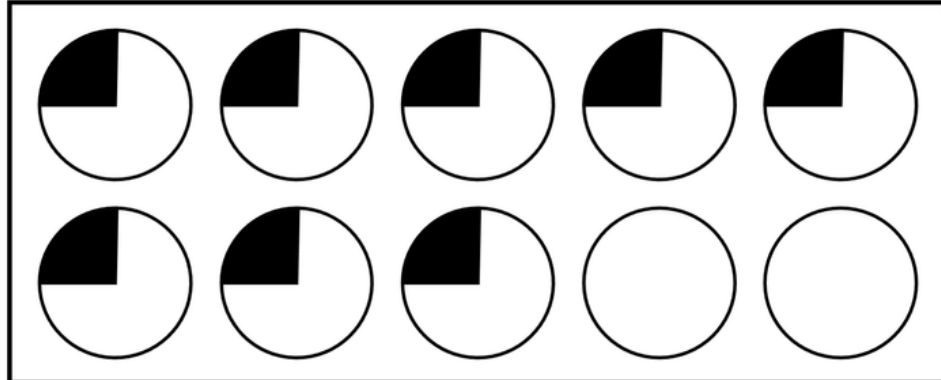


GRADE 4

MATH CONVERSATIONS FOR NUMBER TALKS

200
SLIDES

 What does this image represent? Is there more than one option? Explain your thinking.



©Shelley Gray www.ShelleyGrayTeaching.com

My strategy
is...

I disagree
because...

I
wonder...

I notice...

Math Conversations is designed to help your students:


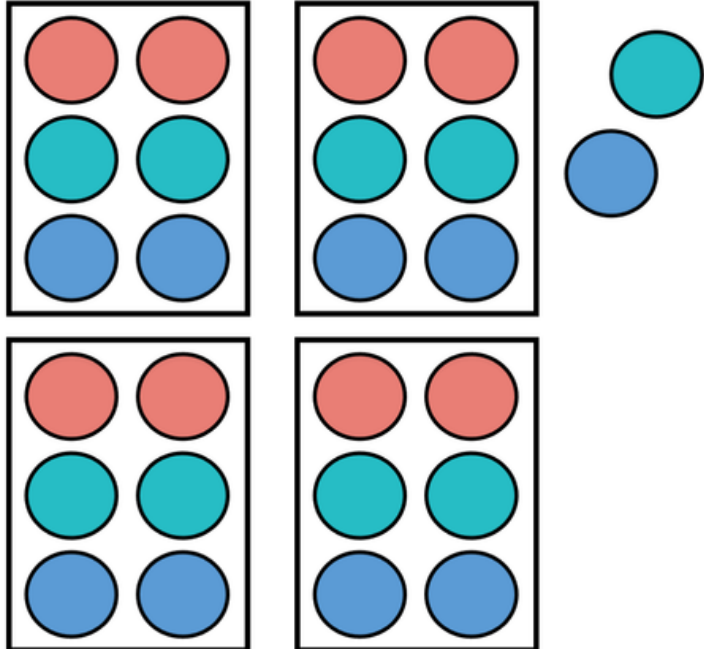
build number sense

become strategic and flexible thinkers

boost math confidence



Armin was organizing her marbles into groups. She had two marbles left over.



What expression could represent her situation?

©Shelley Gray www.ShelleyGrayTeaching.com

This resource includes **200 slides** that reinforce flexible and strategic thinking, connections, and much more. The main goal is to get you and your students **talking about math** and realizing that math is not all about right answers – it's about **thinking in different ways!**

A computer monitor with a black bezel and a grey base. The screen shows a math problem. At the top, a dark grey box contains the text: "Your uncle has given you \$5 to spend on some chocolate." Below this, a teal box with a white border contains the text: "ALL CHOCOLATES: 75¢". Underneath, a white box with a black border lists seven types of chocolates: Raspberry Truffle, Lemon Truffle, Caramel Truffle, Dark Chocolate Truffle, White Chocolate Truffle, Milk Chocolate Truffle, and Mint Chocolate Truffle. To the right of the list is a pink circular icon with two white speech bubbles. Below the icon, the text asks: "What are some combinations of chocolates you could buy? Compare your thinking with someone else's." At the bottom right of the screen, there is a small copyright notice: "©Shelley Gray www.ShelleyGrayTeaching.com".

Your uncle has given you \$5 to spend on some chocolate.

ALL CHOCOLATES: 75¢

- Raspberry Truffle
- Lemon Truffle
- Caramel Truffle
- Dark Chocolate Truffle
- White Chocolate Truffle
- Milk Chocolate Truffle
- Mint Chocolate Truffle

What are some combinations of chocolates you could buy? Compare your thinking with someone else's.

©Shelley Gray www.ShelleyGrayTeaching.com

The slides are completely ready to go - **NO PREP!**

Just choose a slide and discuss as part of your daily math routine or number talk!



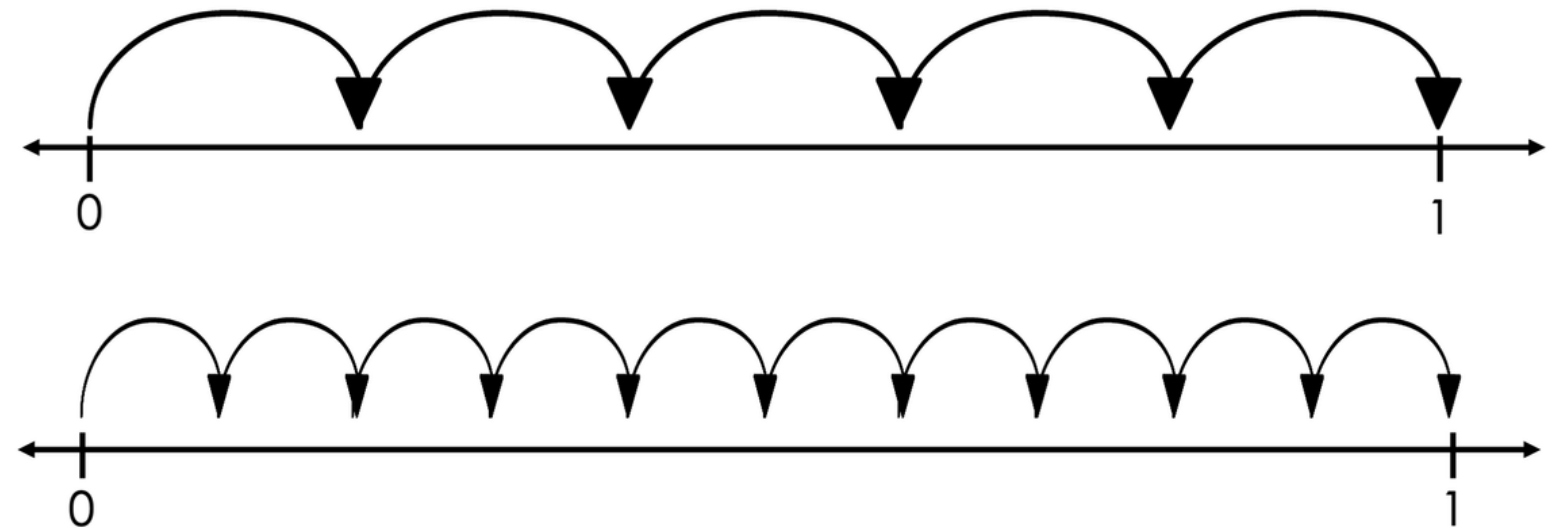
A teacher has 24 students in his class. He needs to put them into groups.



What size could his groups be so that every student is in a group?



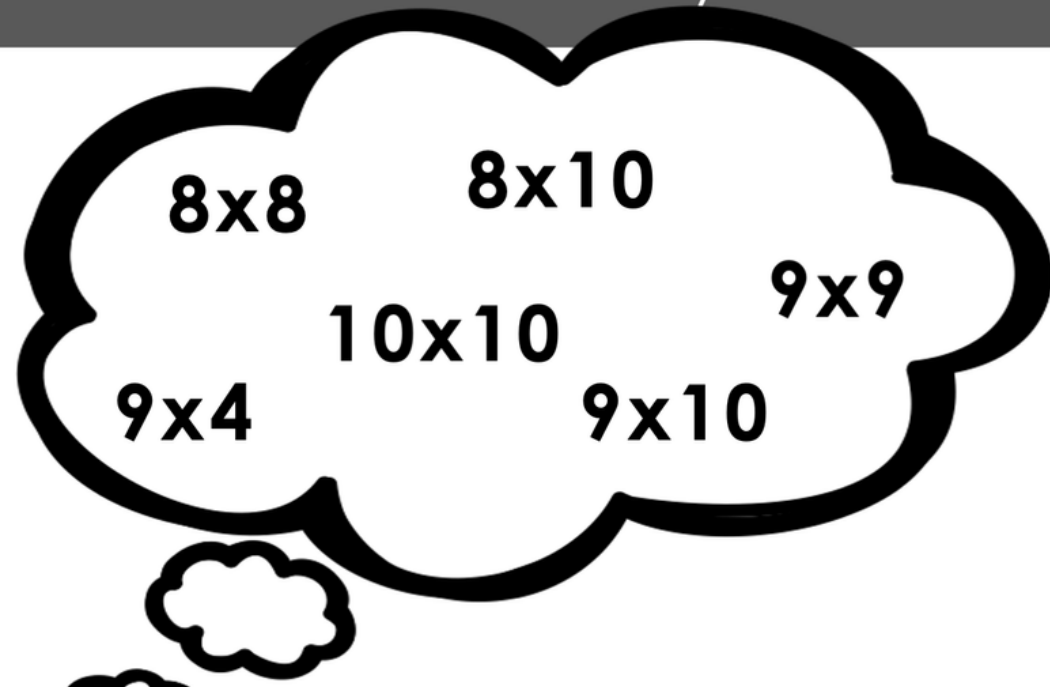
How are these number lines similar? How are they different?



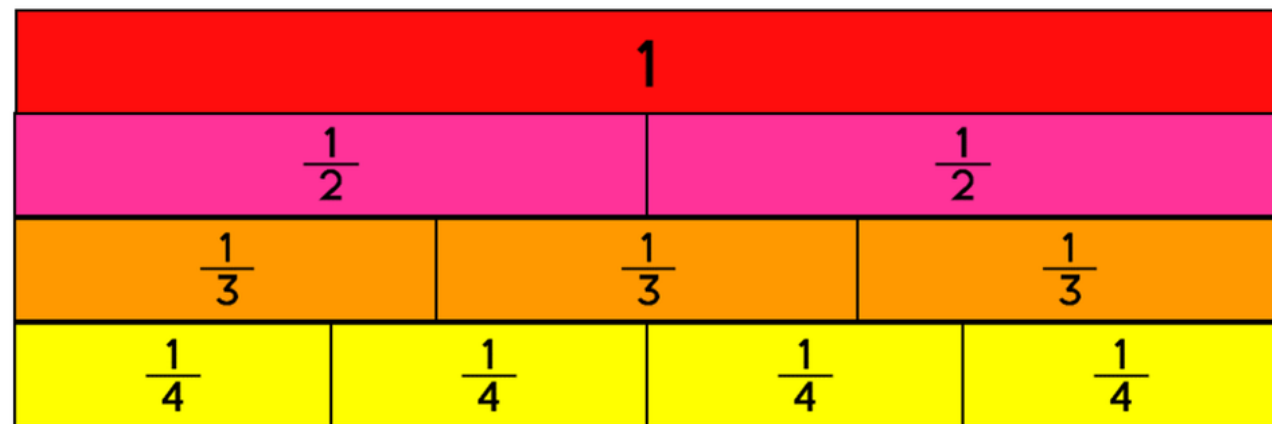
What expressions do the number lines show?



Nicena was asked to solve 9×8 and she needs your help! Which fact could she use to help her find the answer? Why?



A set of fraction strips was arranged on a table.

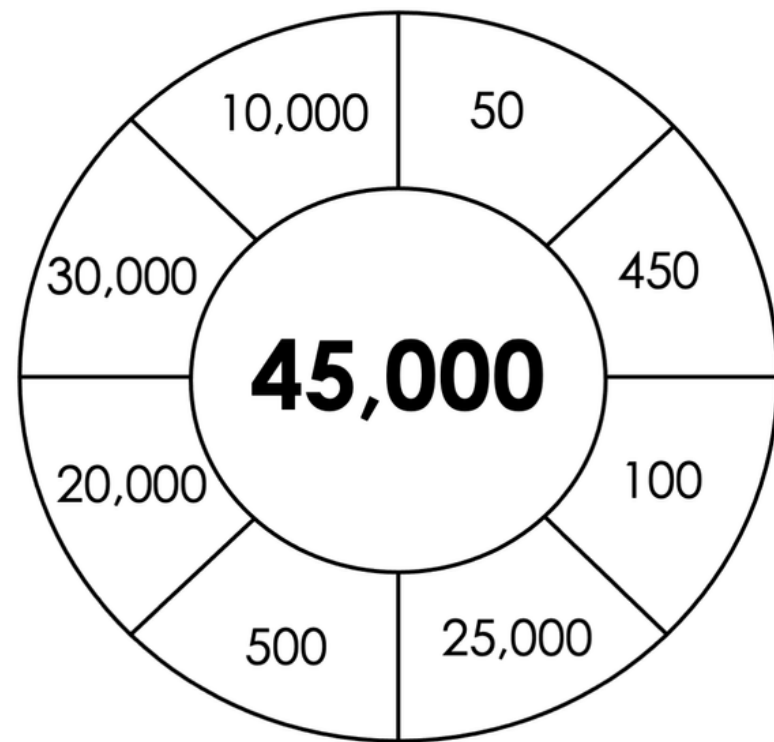


What do you notice? What questions could you ask?

I absolutely love this resource!! What amazing mathematical conversations were sparked with the slides. My mathematicians loved sharing their ideas and encouraging others to share as well. This resource is a great fit for a morning activity to wake up our math brains or to conclude a math class. Excellent resource.

Slides include number sense, geometry, estimation, and much more!

Add or subtract to build the target number.



What strategies did you use to build the target number?

Can you find a way to build the number that is different from anyone else?

©Shelley Gray www.ShelleyGrayTeach

A librarian has to move 78 books. She has 5 cardboard boxes and each box holds the same number of books.



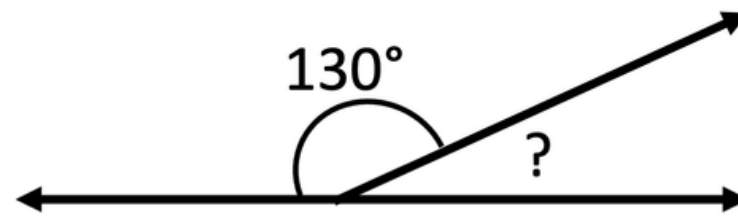
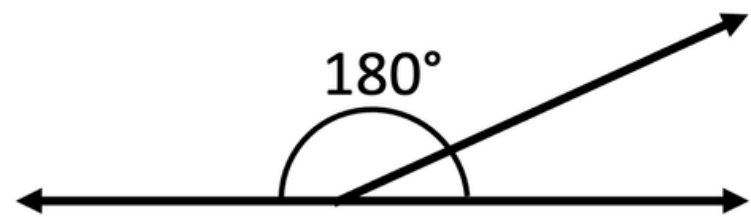
Does she have enough boxes to put the same number of books in each box?

©Shelley Gray www.ShelleyGrayTeaching.com

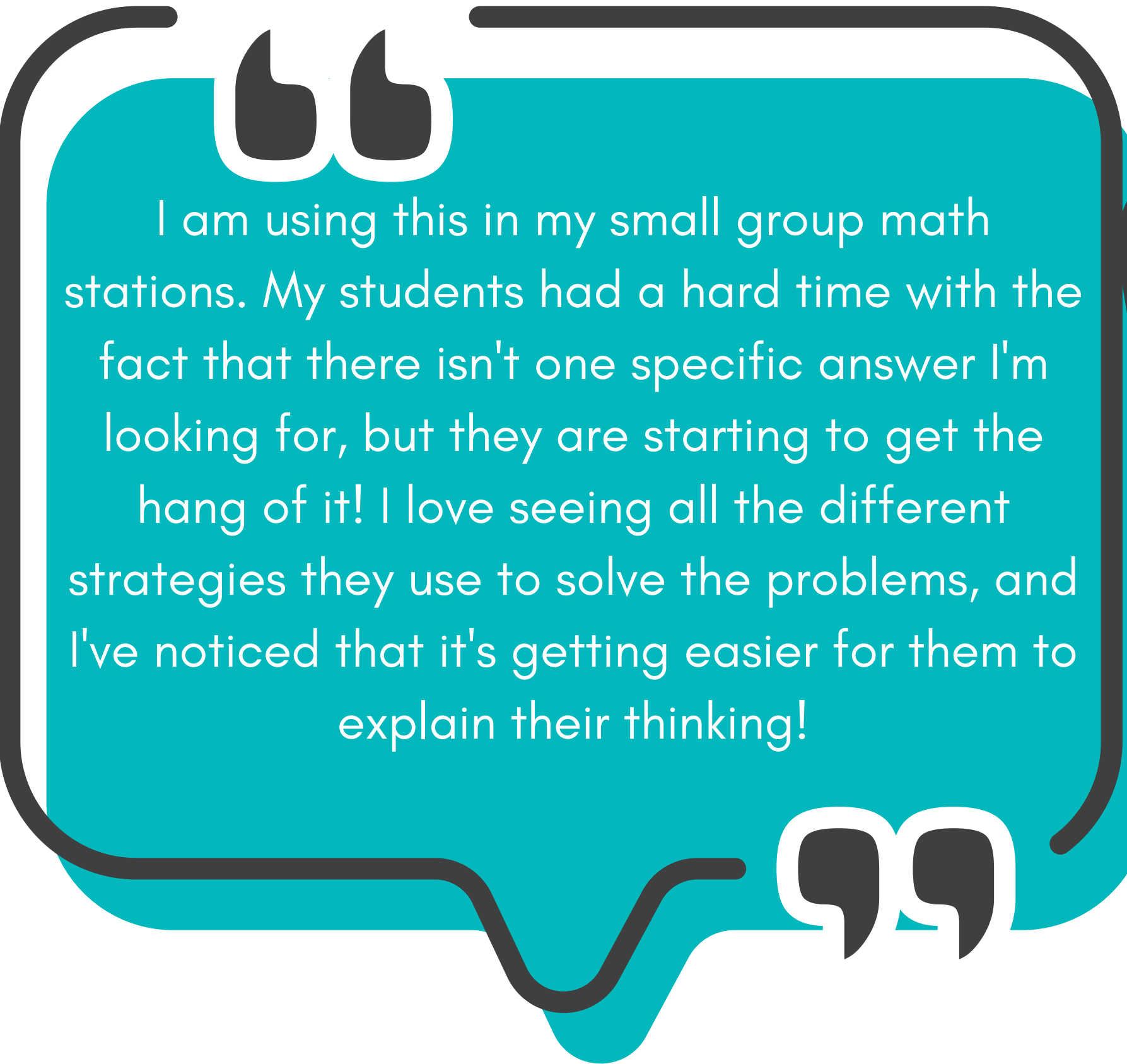


What do you know? What do you wonder?

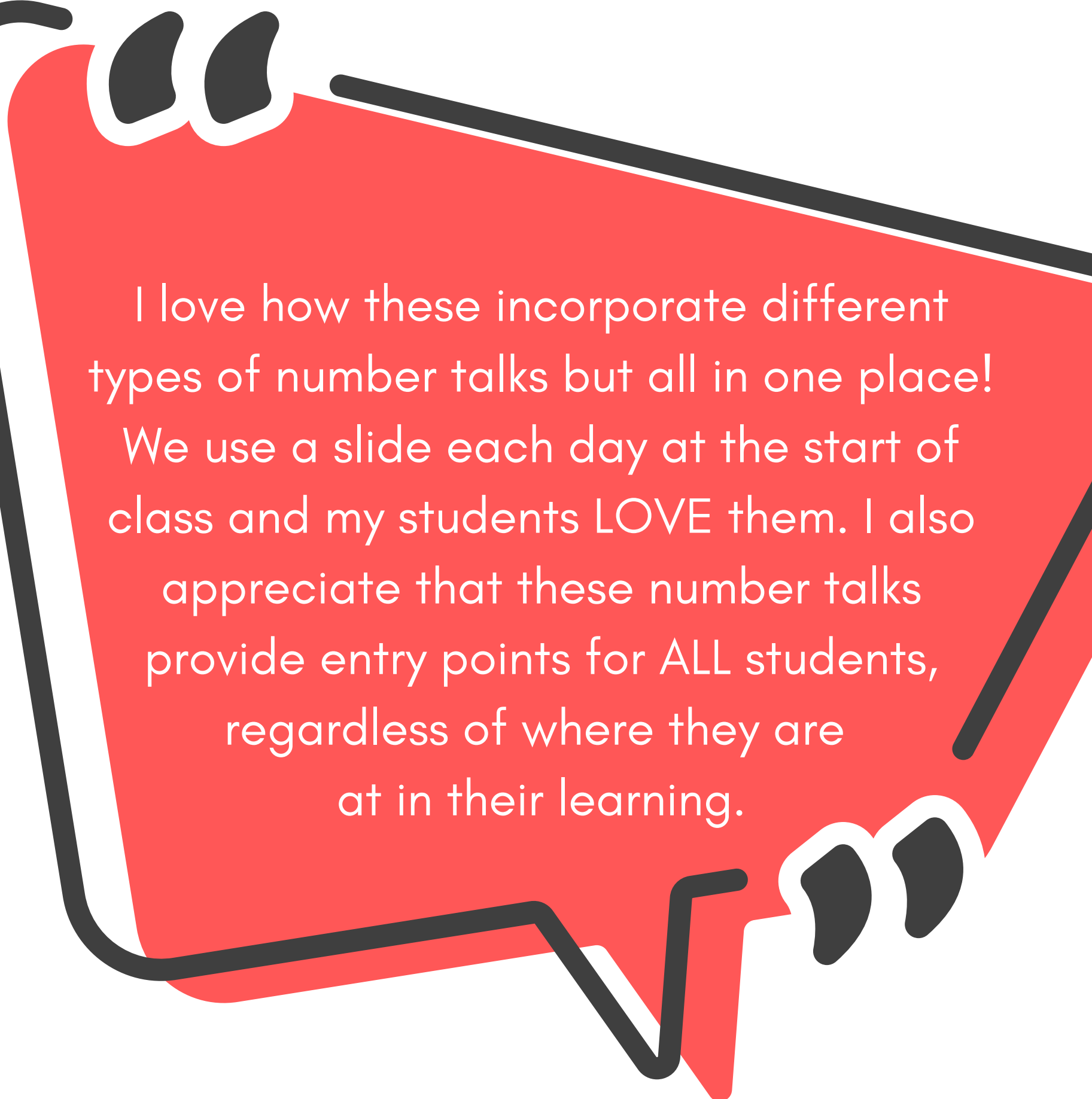

What strategies do you have for figuring out the missing angle?




“My students struggle with math anxiety. Incorporating these into the start of our lesson has helped them see that there is different ways of thinking.”



I am using this in my small group math stations. My students had a hard time with the fact that there isn't one specific answer I'm looking for, but they are starting to get the hang of it! I love seeing all the different strategies they use to solve the problems, and I've noticed that it's getting easier for them to explain their thinking!



I love how these incorporate different types of number talks but all in one place! We use a slide each day at the start of class and my students LOVE them. I also appreciate that these number talks provide entry points for ALL students, regardless of where they are at in their learning.




More sample slides

so you know exactly what to expect



How many pizzas do you see? How do you see them?




In a magic square, the sum of e
the same.

1.6		1.2
	.1	1.4
.8	1.8	.4



A student arranged some base ten blocks to form a number. What do you know about this number?



©Shelley Gray www.ShelleyGrayTeaching.com

Can you help finish
this magic square by
adding numbers to
the blank spaces?

©Shelley Gray www.ShelleyGrayTeaching.com

More sample slides

so you know exactly what to expect




Maggie shows her work for how she solved 15×18 . What did Maggie do?

$$\begin{array}{r} 15 \times 18 \\ \downarrow \quad \downarrow \\ 30 \times 9 \end{array}$$

Test Maggie's strategy on a different equation. Did it work?

A book you want to read is 200 pages long. How many pages do you read the same number of pages each day?



Use a strategy to solve:

5×10

Now try:


10×5

Use what you know to solve:

9×5

Use what you know to solve:

19×5



What connections can you make between the problems?

©Shelley Gray www.ShelleyGrayTeaching.com



What are some possible ways you could split up the pages?

©Shelley Gray www.ShelleyGrayTeaching.com

More sample slides

so you know exactly what to expect

Four classes competed in a penny drive. The principal of the school needs to declare a winner. Can you help him decide who came in first and second?

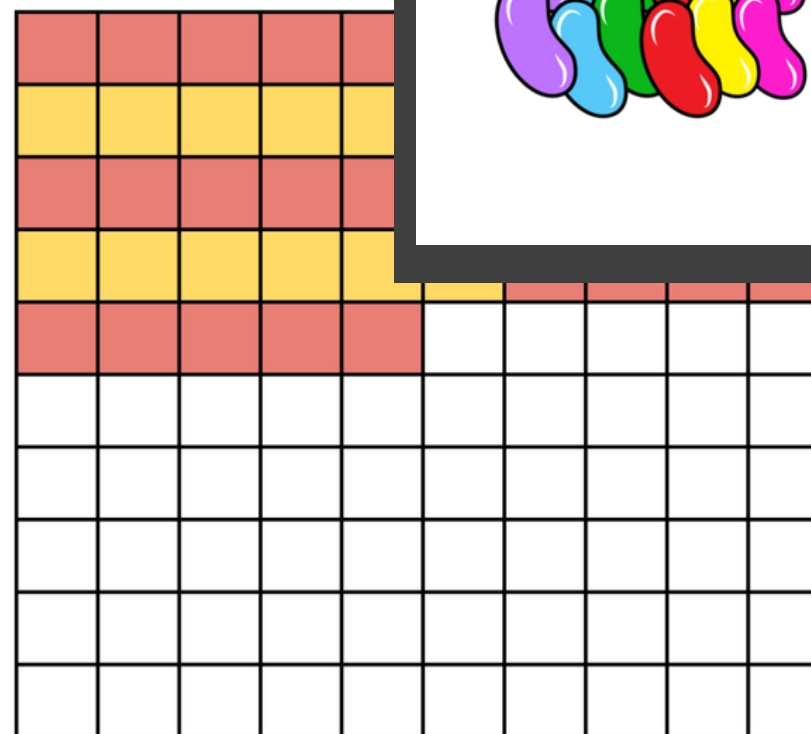
CLASS	PENNIES
Mrs. Smith	25,000
Mrs. Jones	35,000
Mr. Roberts	29,000
Mr. Johnson	25,600



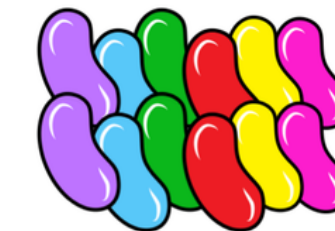
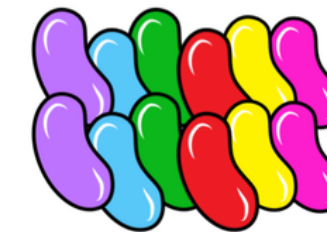

Oops! One class was left off the chart! Mrs. Oliver's class



A student started coloring on a hundred chart. What could this hundred chart show?



Estimate the number of jelly beans on this page. Justify your thinking.



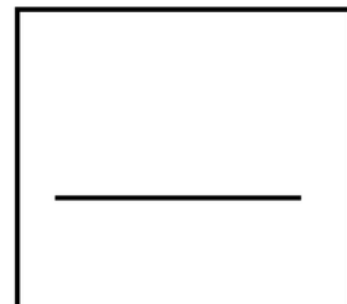

More sample slides

so you know exactly what to expect


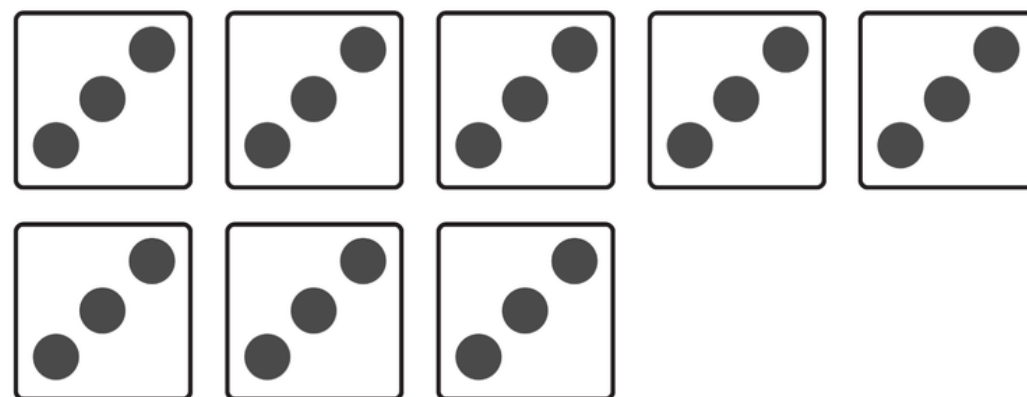


What fraction could go in the box? How many different options can you think of?


$$\frac{1}{2} <$$



Create a true statement
picture using one of the f
each group total c



Amber wants to make a division problem using these base ten blocks. What are some ways she could divide up the blocks evenly?



Ready to
**take the
guesswork
out
of planning
your
number
talk routine
this year?**

Create a subtraction problem with a difference as close to 0 as possible. Can you only use each number once to do this?

-		
<hr/>		

1	2	3
4	5	6
7	8	9
0		

©Shelley Gray www.ShelleyGray.com

My strategy is...

I disagree because...

I notice...

I wonder...